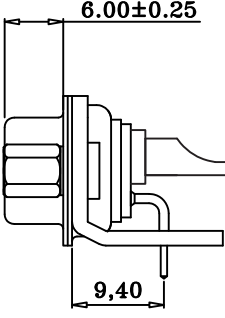
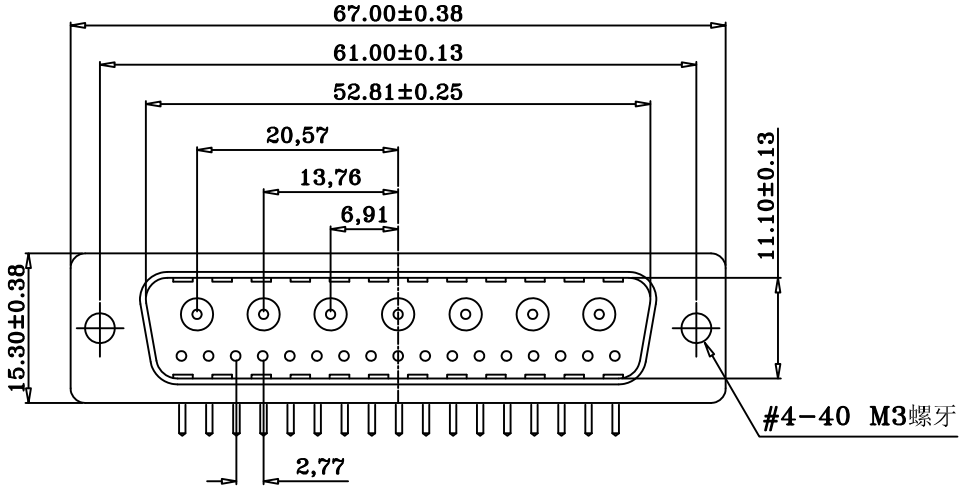


REV	DESCRIPTION	DATE
A0	Initial Release	12.07.06

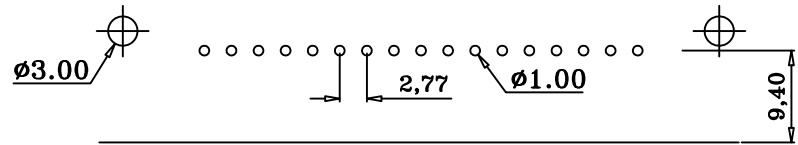
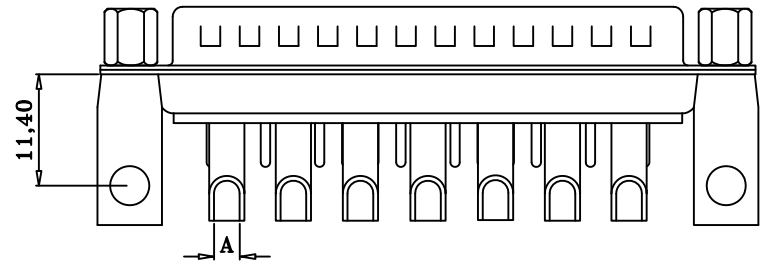


MATERIALS AND FINISH

SHELL : STEEL MATERIAL, TIN FINISHED
CONNECTOR INSULATOR : PBT THERMOPLASTIC,
30% GLASS FILLED, UL 94V-0 RATED, BLACK COLOR
SIGNAL CONTACT MATERIAL: BRASS, FULL GOLD FLASH
HIGH POWER CONTACT MATERIAL: BRASS, 2u" GOLD PLATED

ELECTRICAL CHARACTERISTICS

HIGH POWER CONTACT CURRENT RATING :10,20,OR 40 AMPS
HIGH POWER CONTACT RESISTANCE : 2.7 MILLIOHMS MAX.
DIELECTRIC WITHSTANDING VOLTAGE :
1000 V AC FOR 1 MINUTE
INSULATION RESISTANCE : 5000 MEGAOHMS MIN.
TEMPERATURE RATING : -55°C ~ +125°C



PCB LAYOUT

PART NO.	Current Rating	Dimension	Dimension
		ø A	
DBP-247MC01R-BS3-40	40 AMPS	ø4.6	
DBP-247MC01R-BS3-20	20 AMPS	ø2.8	
DBP-247MC01R-BS3-10	10 AMPS	ø1.7	

PANSTRONG COMPANY LTD.	DRAWN BY	TOMMY
	CHECKED	
TITLE:	D-SUB CONNECTOR (Power Contact Right Angle DIP Type)	
PART NO:	DBP-247MC01R-BS3-xx	
DRAW. BOX NO:		
SCALE	1:1	REV A0
UNIT	mm	

Dimensions in mm (inches)
Tolerances on:
.XX+/-0.13