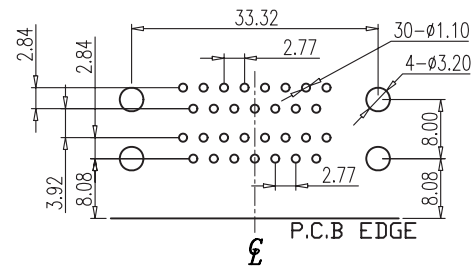
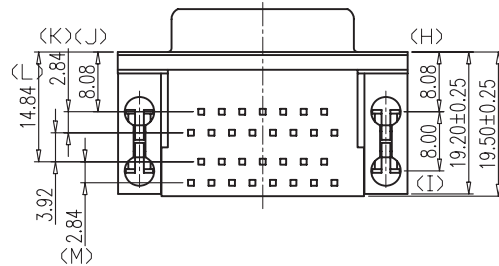
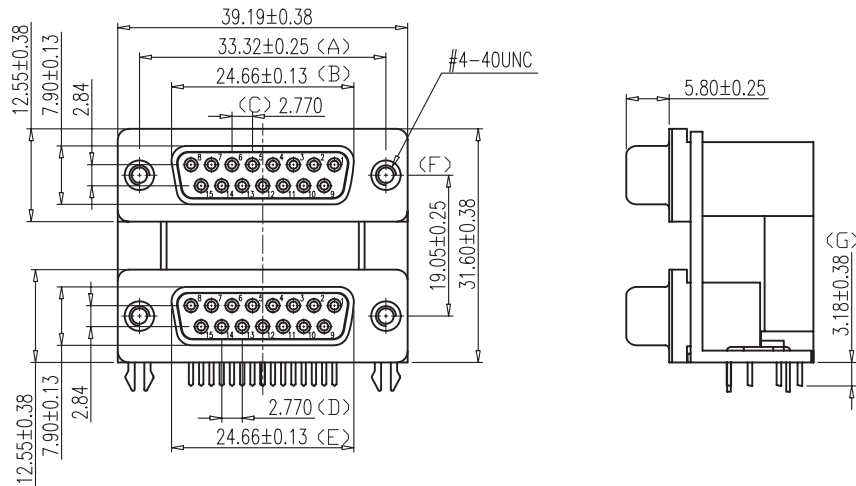


REV	DESCRIPTION	DATE
A	Initial Release	10'.10.19



RECOMMENDED P.C.B LAYOUT

INSPECTION DIMENSION:(A)~(M)

SPECIFICATIONS

- D-SUB
- 1.1 Voltage: 250 VAC(RMS) Max.
- 1.2 Current Rating: 3 Ampere per Contact
- 1.3 Contact Resistance: 25 Milliohms Max.
- 1.4 Insulation Resistance: 5000 Megohms Min.
- 1.5 Dielectric Withstanding Voltage: 1000 VAC(RMS)
- 1.6 Total Mating Force: 6.0 Kgf Max.
- 1.7 Total Unmating Force: 1.2 Kgf Min.
- 1.8 Operating Temperature: -55°C to +85°C

- MATERIAL:
 - Housing:PBT, UL 94V-0, Color:Black.
 - Terminal:Copper Alloy.
 - Shell:SPCC.
 - Boardlock:Copper Alloy.
 - Bracket:Zinc Alloy.
- FINISH:
 - Terminal:Gold Plated over Nickel at Contact Area.
 - Tin Plated over Nickel at Solder Ared.
 - Shell:Nickel Plated.
 - Boardlock:Tin Plated.
 - Bracket:Nickel Plated.
- This Product is LEAD-FREE & RoHS Compliance Product.

SERIES NO.	INSULATOR MATERIALS
D20HXXXXX	1: PBT
1XXXXXXN0	3: PA9T
	4: PA6T
	COLOR STYLE
	1: ALL BLACK
	3: ALL GREEN
	G: UPPER-GREEN, LOWER-BLACK
	FLANGE MOUNTING OPTION
	1: #4-40 THREADED HOLE
	2: M3 THREADED HOLE
	3: Ø3.05mm CLEAR HOLE
	4: #4-40 THREADED SCREWLOCK
	CLINCHED-MOUNT INSTALLED (4.8)
	5: #4-40 THREADED SCREWLOCK
	CLINCHED-MOUNT INSTALLED (5.8)
	A: #4-40 THREADED HOLE WITH #4-40UNC
	SCREWLOCK INSTALLED (4.8x11.8)
	E: #4-40 THREADED HOLE WITH #4-40UNC
	SCREWLOCK INSTALLED (5.8x13.0)
	F: #4-40 THREADED HOLE WITH #4-40UNC
	SCREWLOCK INSTALLED (5.8x13.0)
	SCREWLOCK BULK-PACKED (5.8x13.0)
	BOARD MOUNTING OPTION
	0: NONE
	A: QUAD ARROWHEAD BOARDLOCK (8.08x8.0)
	C: QUAD ARROWHEAD BOARDLOCK (9.5x7.0)
	F: DUAL ARROWHEAD BOARDLOCK (8.08x8.0)
	H: DUAL ARROWHEAD BOARDLOCK (9.5x7.0)
	FRONT SHELL FINISH
	1: TIN
	2: NICKEL
	TOP CONNECTOR TYPE
	1P: 9-POS. MALE (9P)
	1S: 9-POS. FEMALE (9S)
	2P: 15-POS. MALE (15P)
	2S: 15-POS. FEMALE (15S)
	3P: 25-POS. MALE (25P)
	3S: 25-POS. FEMALE (25S)
	4P: 37-POS. MALE (37P)
	4S: 37-POS. FEMALE (37S)
	BOTTOM CONNECTOR TYPE
	00: NONE
	1P: 9-POS. MALE (9P)
	1S: 9-POS. FEMALE (9S)
	2P: 15-POS. MALE (15P)
	2S: 15-POS. FEMALE (15S)
	3P: 25-POS. MALE (25P)
	3S: 25-POS. FEMALE (25S)
	4P: 37-POS. MALE (37P)
	4S: 37-POS. FEMALE (37S)
	SPACING BETWEEN PORTS
	TYPE C-C (PROFILE)
	A: 15.88 mm(0.625")
	B: 19.05 mm(0.75")
	E: 22.86 mm(0.90")
	CONTACT MATERIALS
	1: BRASS
	CONTACT FINISH
	1: G/F BRIGHT TIN
	3: 15u" GOLD BRIGHT TIN
	5: FULL GOLD
	7: G/F MATTE TIN

UNLESS OTHERWISE SPECIFIED TOLERANCE
mm: .00 = ±0.25
.000 = ±0.13
Ang: 0.0 = ±2°

PANSTRONG COMPANY LTD.				DRAWN BY		TOMMY	
				CHECKED			
TITLE:		D-SUB Connector 15 Female/ 15Female Dual Port		APPROVED			
PART NO:		D20HXXXXX1XXXXXXN0		DRAWING NO.		D20H2S2SB1X2A111N0	
SCALE		1:1	REV	A	UNIT	mm	