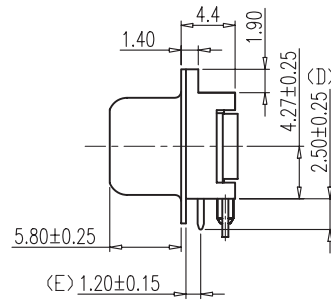
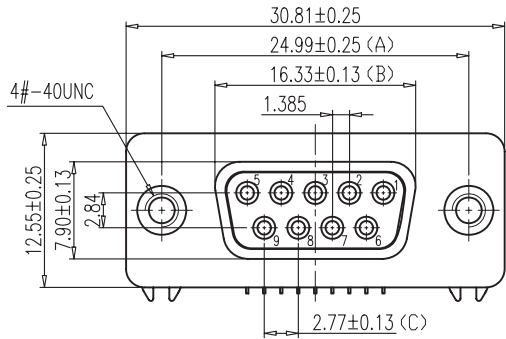


REV	DESCRIPTION	DATE
A0	Initial Release	11.04.08



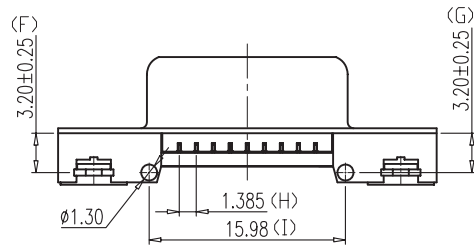
SPECIFICATIONS

1. D-SUB
- 1.1 Voltage: 250 VAC(RMS) Max.
- 1.2 Current Rating: 3 Ampere per Contact
- 1.3 Contact Resistance: 25 Milliohms Max.
- 1.4 Insulation Resistance: 1000 Megohms Min.
- 1.5 Dielectric Withstanding Voltage: 500V AC(RMS)
- 1.6 Total Mating Force: 4.0 Kgf Max.
- 1.7 Total Unmating Force: 1.0 Kgf Min.
- 1.8 Operating Temperature: -55°C to +85°C

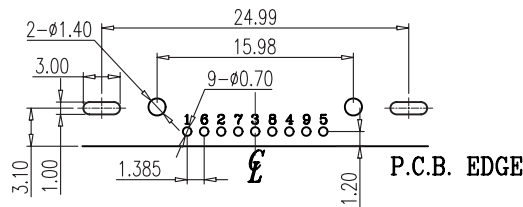
1. MATERIAL:
Housing:PBT, UL 94V-0, Color:Black.
Terminal:Copper Alloy.
Shell:SPCC.
Boardlock:Copper Alloy.
Rivet:Copper Alloy.
2. FINISH:
Terminal:Gold Plated over Nickel at Contact Area.
Tin Plated over Nickel at Solder Ared.
Shell:Nickel Plated.
Boardlock:Tin Plated.
Rivet:Nickel Plated.
3. This Product is LEAD-FREE & RoHS Compliance Product.

PART NO.

DBNB01-9 F x xx x x x x x
1 2 3 4 5 6 7



1. Connector Type:
F:Female
2. Insulator Color:
K:Black G:Green Blue
3. Contact Plating:
00:Flash Gold
0A:15u" Selective Gold
0B:30u" Selective Gold
4. Shell Plating:
N:Nickel T:Tin
5. Board Mounting Option:
1:Fork 2 Pins Board Lock
2:Fork 3 Pins Board Lock
6. Accessory Options:
0:#4-40 Thread Hole, without Screws
1:#4-40 Thread Hole, with Fixed Screws(4.8X9.5)
2:#4-40 Thread Hole, with screws(4.8x9.5)
7. Insulator Material:
Blank:Standard PBT
H:High Temp. PA9T



RECOMMENDED P.C.B. LAYOUT
INSPECTION DIMENSION:(A)~(I)

UNLESS OTHERWISE SPECIFIED TOLERANCE
mm:
.00 = ±0.25
.000 = ±0.13
Ang:
0.0 = ±2°

	PANSTRONG COMPANY LTD.			DRAWN BY	TOMMY
	TITLE: SLIM D-SUB 9 FEMALE CONNECTOR DIP SOLDER RIGHT ANGLE			CHECKED	
PART NO: DBNB01-9F			APPROVED		
File Number:			DRAW NO		
SCALE	1:1	REV	A0	UNIT	mm