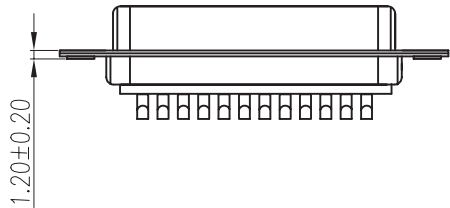
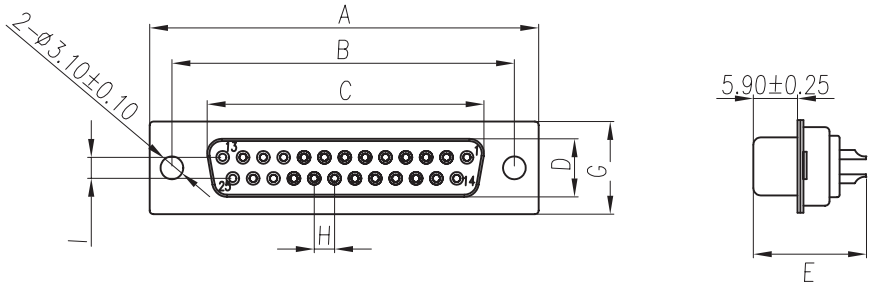
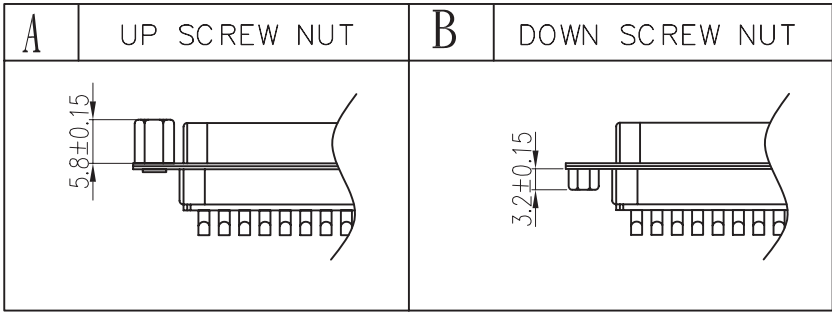


REV	DESCRIPTION	DATE
A	Initial Release	06'.03.03



- 1.Material:
- 1.1 Insulator: P.B.T UL 94-V0 rated.
  - 1.2 Contact:Brass,t=0.20mm.
  - 1.3 Shell: Cold rolled steel,t=0.40mm.
- 2.Specification:
- 2.1 Current rating: 1 A Max.
  - 2.2 Dielectric withstanding voltage: 500 V(ac) for 1 minute.
  - 2.3 Contact resistance: 30 mΩ Max.
  - 2.4 Insulation resistance: 1000 MΩ Min at DC 500V.
  - 2.5 Total mating force: 5.0 Kgf Max.
  - 2.6 Total unmating force: 2.5 Kgf Min.
  - 2.7 Temperature range: -55°C~+105°C



Part No. DB  $\frac{xx}{1}$  F01 $\frac{xx}{2}$   $\frac{x}{3}$   $\frac{E}{4}$

- 1. Contact Positions: 9, 15, 25, 37
- 2. Insulator: B:Blue, K:Black, W:White
- 3. Contact Plating: 00:Selective Flash Gold  
15:Selective 15u" Gold  
30:Selective 30u" Gold
- 4. Shell Plating: Blank:Front Nickel and Rear Tin  
T:Both Front and Rear Tin  
G:Flash Gold

6	8.0 Nut	2	Brass	H4.75*8.0	Nickel Plated
5	3B Nut	2	Brass	H4.75*4.75	Nickel Plated
4	Back-shell	1	Cold Rolled Steel	T=0.40mm	Tin Plated
3	Front-shell	1	Cold Rolled Steel	T=0.40mm	Nickel Plated
2	Contact	9~37	Brass	T=0.20mm	Gold Flashed
1	Housing	2	P.B.T	UL 94-V0	Black/Blue/White
No.	Part Name	Q'ty	Material	Remarks & Thickness	Finish

Pos. No.	A±0.25	B±0.25	C±0.25	D±0.25	E±0.25	G±0.25	H±0.20	I±0.20
9	30.80	25.00	16.30	8.30	15.00	12.60	2.77	2.84
15	39.20	33.32	24.70	8.30	15.00	12.60	2.77	2.84
25	53.05	47.04	38.38	8.30	15.00	12.60	2.77	2.84
37	69.40	63.50	54.80	8.30	15.00	12.60	2.77	2.84

TOLERANCE UNSPECIFIED  
 .x ±0.3  
 .xx ±0.20  
 .xxx ±0.100  
 ANG. ±1'

	PANSTRONG COMPANY LTD.			DRAWN BY	TOMMY
	TITLE: D-SUB SOLDER(F)			CHECKED	
PART NO: DBxxF01xxxxE			APPROVED		
File Number:			DRAW NO		
SCALE	1:1	REV	A	UNIT	mm