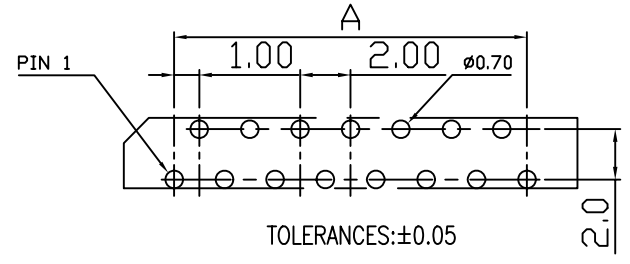
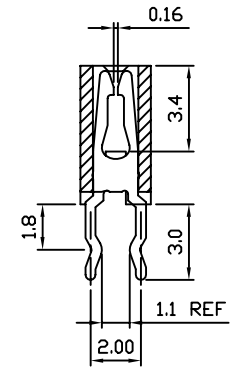
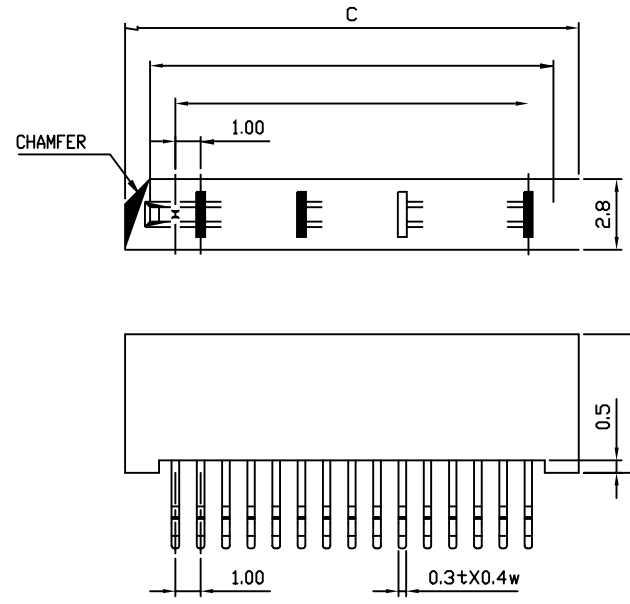
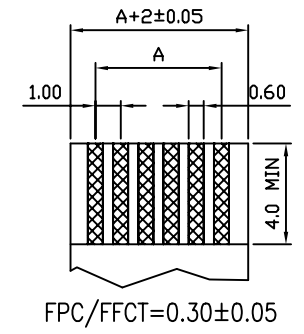


REV	DESCRIPTION	APPROVAL	DATE
A	Initial Release		00'.11.02

- MATERIAL
INSULATOR: GLASS-REINFORCED THERMOPLASTIC.
CONTACT: COPPER ALLOY.
PLATING: TIN/LEAD PLATED OVER NICKEL
- ELECTRICAL
CURRENT RATING: 0.5 AMP.
DIELECTRIC WITHSTANDING VOLTAGE: 500 VAC MIN.
INSULATION RESISTANCE: 1000 MEGAOHMS MIN.
CONTACT RESISTANCE: 30 MILLIOHMS MAX.
- ENVIRONMENTAL
TEMPERATURE RANGE: -40°C TO 105°C.
- PART NO.



TOLERANCES: ±0.05
RECOMMENDED PCB LAYOUT



FP-xxC01SKN-T
 Number of Contact: 03...30
 Package: T : Tube

■ DIMENSION TABLE

Circuits	Dimension			Circuits	Dimension		
	A	B	C		A	B	C
3	2.00	4.1	6	17	16.00	18.1	20
4	3.00	5.1	7	18	17.00	19.1	21
5	4.00	6.1	8	19	18.00	20.1	22
6	5.00	7.1	9	20	19.00	21.1	23
7	6.00	8.1	10	21	20.00	22.1	24
8	7.00	9.1	11	22	21.00	23.1	25
9	8.00	10.1	12	23	22.00	24.1	26
10	9.00	11.1	13	24	23.00	25.1	27
11	10.00	12.1	14	25	24.00	26.1	28
12	11.00	13.1	15	26	25.00	27.1	29
13	12.00	14.1	16	27	26.00	28.1	30
14	13.00	15.1	17	28	27.00	29.1	31
15	14.00	16.1	18	29	28.00	30.1	32
16	15.00	17.1	19	30	29.00	31.1	33

TOLERANCES

X.±	X.±0.20
.X±	.X±0.15
.XX±	.XX±0.10
.XXX±	.XXX±0.05

	PANSTRONG COMPANY LTD.			DRAWN BY	TOMMY
	TITLE: FFC/FPC Connector Non ZIF Top Entry Dual Contact Dip Type Standard PCB Layout(Pitch 1.0mm)			CHECKED	
PART NO: FP-xxC01SKN			APPROVED		
File Number:			DRAW NO		
SCALE	1:1	REV	A	UNIT	mm