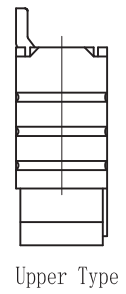
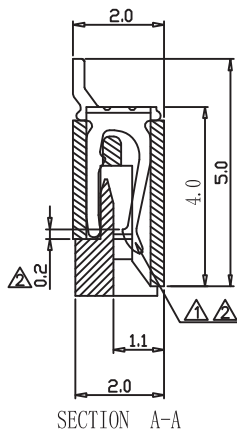
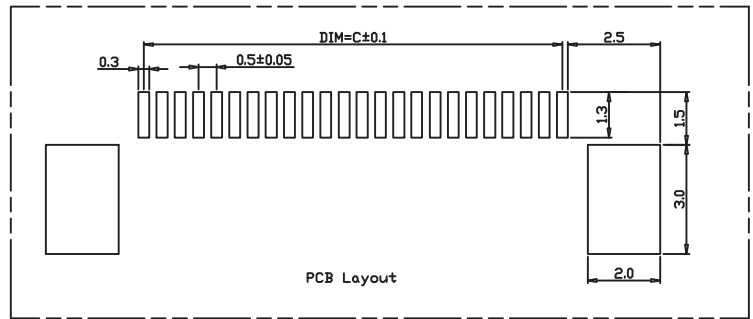
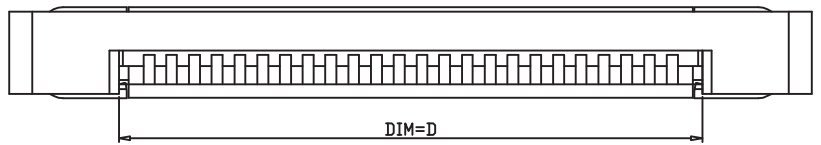
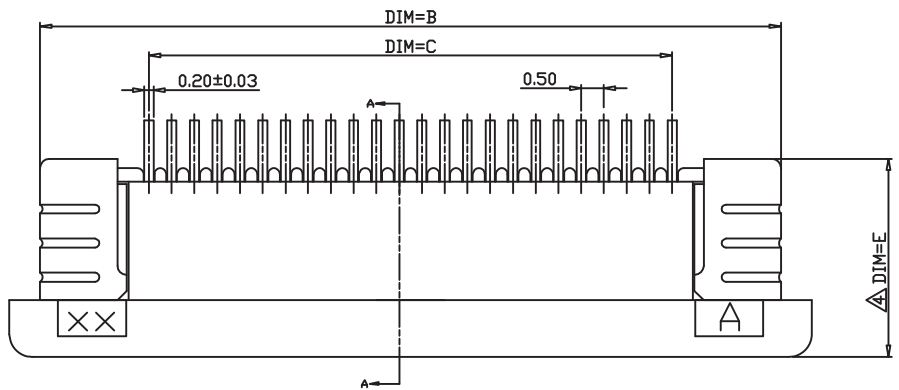
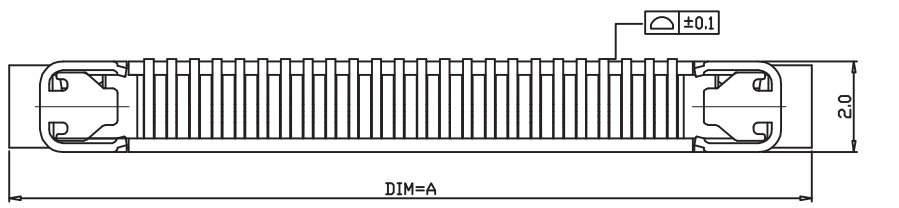


REV	DESCRIPTION	DATE
A	Initial Release	11'.02.05



Electrical Characteristics:
 Current rating: 0.4A AC/DC
 Voltage rating: 50V AC/DC
 Temperature range: -25°C~+85°C
 Withstand Voltage: 200V AC/Minute
 Contact Resistance: ≤ 20mΩ
 Insulation resistance: ≥ 500MΩ
 Relative Humidity: 93%+40°C

Material Description:
 Terminal: Phosphor Bronze Tin-Leadplated
 Fitting Nail: Brass Tin-plated
 Housing: Thermoplastic(UL94V-0)
 Slider: Thermoplastic(UL94V-0)

PART NO.
 FPxx-E03RWUZ-GR
 1 23

1. Contact Positions: 04...60
 2. Contact Plating: Blank: Tin
 G : Flash Gold
 3. Package: T: Tube
 R: Tape & Reel

★ Have Produce Pin Number

POS.	A	B	C	D	E	POS.	A	B	C	D	E	POS.	A	B	C	D	E
★ 4	7.6	6.5	1.5	2.6	4.4	★ 23	17.1	16.0	11.0	12.1	4.4	★ 42	26.6	25.5	20.5	21.6	4.9
★ 5	8.1	7.0	2.0	3.1		★ 24	17.6	16.5	11.5	12.6		★ 43	27.1	26.0	21.0	22.1	
★ 6	8.6	7.5	2.5	3.6		★ 25	18.1	17.0	12.0	13.1		★ 44	27.6	26.5	21.5	22.6	
★ 7	9.1	8.0	3.0	4.1		★ 26	18.6	17.5	12.5	13.6		★ 45	28.1	27.0	22.0	23.1	
★ 8	9.6	8.5	3.5	4.6		★ 27	19.1	18.0	13.0	14.1		★ 46	28.6	27.5	22.5	23.6	
★ 9	10.1	9.0	4.0	5.1		★ 28	19.6	18.5	13.5	14.6		★ 47	29.1	28.0	23.0	24.1	
★ 10	10.6	9.5	4.5	5.6		★ 29	20.1	19.0	14.0	15.1		★ 48	29.6	28.5	23.5	24.6	
★ 11	11.1	10.0	5.0	6.1		★ 30	20.6	19.5	14.5	15.6		★ 49	30.1	29.0	24.0	25.1	
★ 12	11.6	10.5	5.5	6.6		★ 31	21.1	20.0	15.0	16.1		★ 50	30.6	29.5	24.5	25.6	
★ 13	12.1	11.0	6.0	7.1		★ 32	21.6	20.5	15.5	16.6		★ 51	31.1	30.0	25.0	26.1	
★ 14	12.6	11.5	6.5	7.6		★ 33	22.1	21.0	16.0	17.1		★ 52	31.6	30.5	25.5	26.6	
★ 15	13.1	12.0	7.0	8.1		★ 34	22.6	21.5	16.5	17.6		★ 53	32.1	31.0	26.0	27.1	
★ 16	13.6	12.5	7.5	8.6		★ 35	23.1	22.0	17.0	18.1		★ 54	32.6	31.5	26.5	27.6	
★ 17	14.1	13.0	8.0	9.1		★ 36	23.6	22.5	17.5	18.6		★ 55	33.1	32.0	27.0	28.1	
★ 18	14.6	13.5	8.5	9.6		★ 37	24.1	23.0	18.0	19.1		★ 56	33.6	32.5	27.5	28.6	
★ 19	15.1	14.0	9.0	10.1		★ 38	24.6	23.5	18.5	19.6		★ 57	34.1	33.0	28.0	29.1	
★ 20	15.6	14.5	9.5	10.6		★ 39	25.1	24.0	19.0	20.1		★ 58	34.6	33.5	28.5	29.6	
★ 21	16.1	15.0	10.0	11.1		★ 40	25.6	24.5	19.5	20.6		★ 59	35.1	34.0	29.0	30.1	
★ 22	16.6	15.5	10.5	11.6		★ 41	26.1	25.0	20.0	21.1		★ 60	35.6	34.5	29.5	30.6	



PANSTRONG COMPANY LTD.

DRAWN BY TOMMY

CHECKED

TITLE: FFC/FPC Connector ZIF Right Angle Upper Contact SN Type(Pitch 0.5mm)

APPROVED

PART NO: FPxx-E03RWUZ

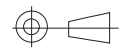
DRAWING NO. FPC05USN

SCALE

REV

A

UNIT mm



UNLESS OTHERWISE SPECIFIED TOLERANCES ARE:
 X.X ±0.15
 X.XX ±0.05
 X.XXX ANG. ±0.30