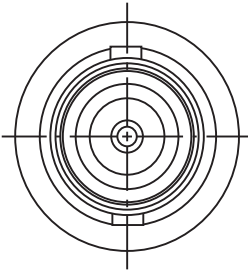
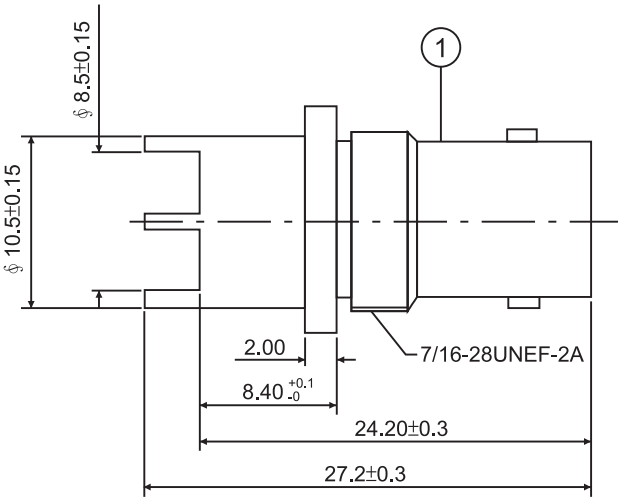
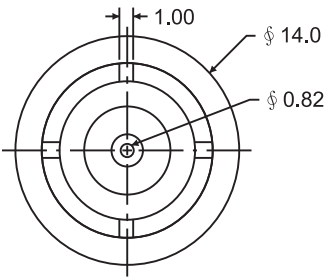
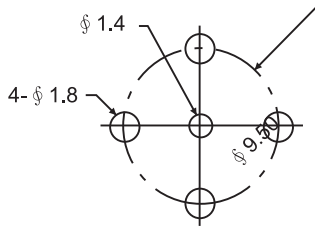


REV	DESCRIPTION	DATE
A	Initial Release	07'.03.11



PART NO.	INSULATOR MATERIAL
BF02N0306E	P.P
BF02N0206E	DELRIN
BF02N0106E	TEFLON(MACHINING PART)



RECOMMENDED PCB LAYOUT

- 1.NOMINAL IMPEDANCE: 50 OHMS.
- 2.FREQUENCY RANGE: 0-4 GHz.
- 3.MAX PEAK VOLTAGE: 500V
- 4.INSULATION RESISTANCE: 5000 MEGOHMS MIN.
- 5.DIELECTRIC WITHSTANDING VOLTAGE: 1500 VOLTS RMS.

1	RETAINER	IRON	TIN	BF02Nxx06E	1
	CONTACT	P.BRONZE	GOLD		
	INSULATOR	SEE TABLE	NONE		
	BODY	BRASS	NICKEL		
ITEM	DESCRIPTION	MATERIAL	FINISHED	PART NUMBER	Q'TY

TOLERANCES:
DIN. X.X=0.3
X.XX=0.15
UNIT:mm

PANSTRONG COMPANY LTD.				DRAWN BY		TOMMY	
				CHECKED			
TITLE:		BNC STRAIGHT JACK PCB RECEPTACLE				APPROVED	
PART NO:		BF02N0206E				DRAW NO	
File Number:							
SCALE	/	REV	A	UNIT	mm		