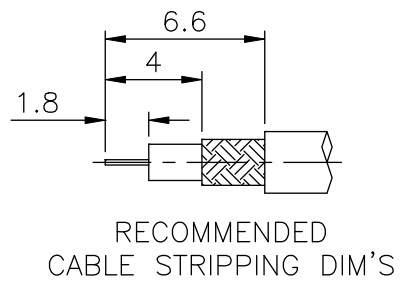
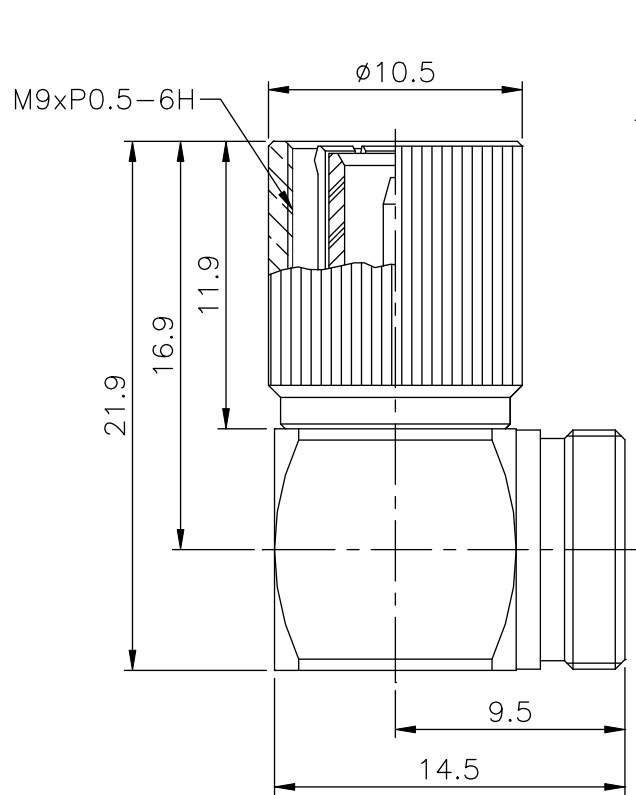
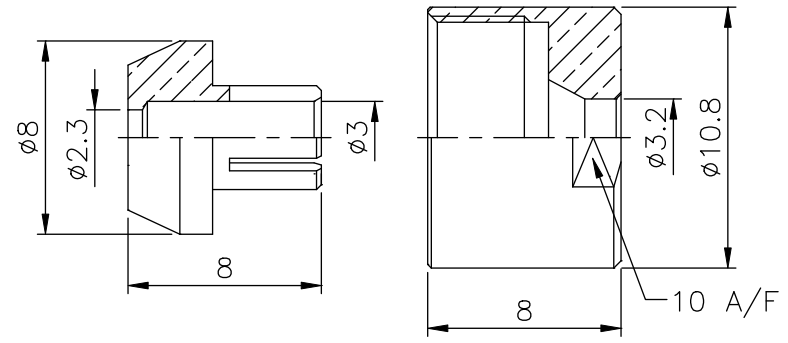


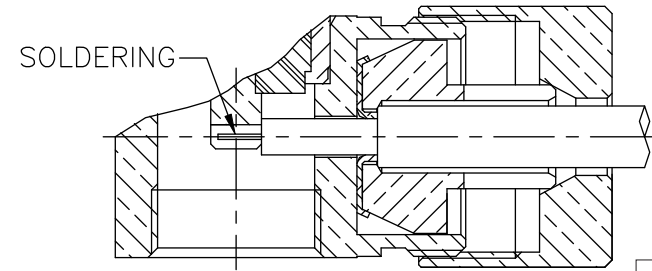
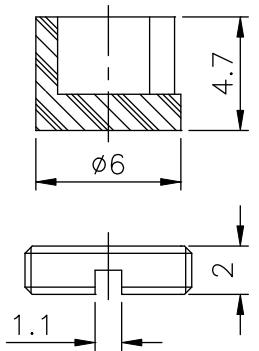
REV	DESCRIPTION	DATE
A	Initial Release	06'.08.15



- FINISH (PLATING THICKNESS IN MICRO-INCHES)
1. BRASS PER QQ-B-626
 2. NICKEL PL 70 MIN THICK OVER COPPER STRIKE
 3. GOLD PL 3 MIN OVER NICKEL PL 70 MIN THICK OVER COPPER STRIKE
 4. TEFLON MIL-P-19468
 5. PHOSPHOR BRONZE PER QQ-B-750



COVER	NOTE 1	NOTE 2
INSULATOR	DELRIN	NATURAL
NUT	NOTE 1	NOTE 2
BRAID HOLDER	NOTE 1	NOTE 2
CONTACT BODY	NOTE 5	NOTE 3
CONTACT PIN	NOTE 1	NOTE 3
INSULATOR	NOTE 4	WHITE
CUBE BODY	NOTE 1	NOTE 2
BODY	NOTE 1	NOTE 2
SHELL	NOTE 1	NOTE 2
DESCRIPTION	MATERIAL	FINISH



USER GUIDE

1. CONTACT PIN TO SOLDER

RoHS COMPLIANT

DIMENSIONS ARE IN MILLIMETERS
UNLESS OTHERWISE SPECIFIED
TOLERANCES
0.5-6 = ±0.2
>6-30 = ±0.4
>30-120 = ±0.6
>120-315 = ±1
>315-1000 = ±1.6
ANGLES = ±5°

PANSTRONG COMPANY LTD.				DRAWN BY		TOMMY	
				CHECKED			
TITLE:		1.6/5.6 R/A CLAMP PLUG (FOR RG-179/U, 187A/U)				APPROVED	
PART NO:		1656M01N0112				DRAWING NO.	
SCALE		3:1		REV		A	
UNIT		mm					