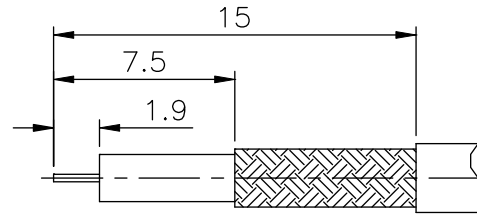
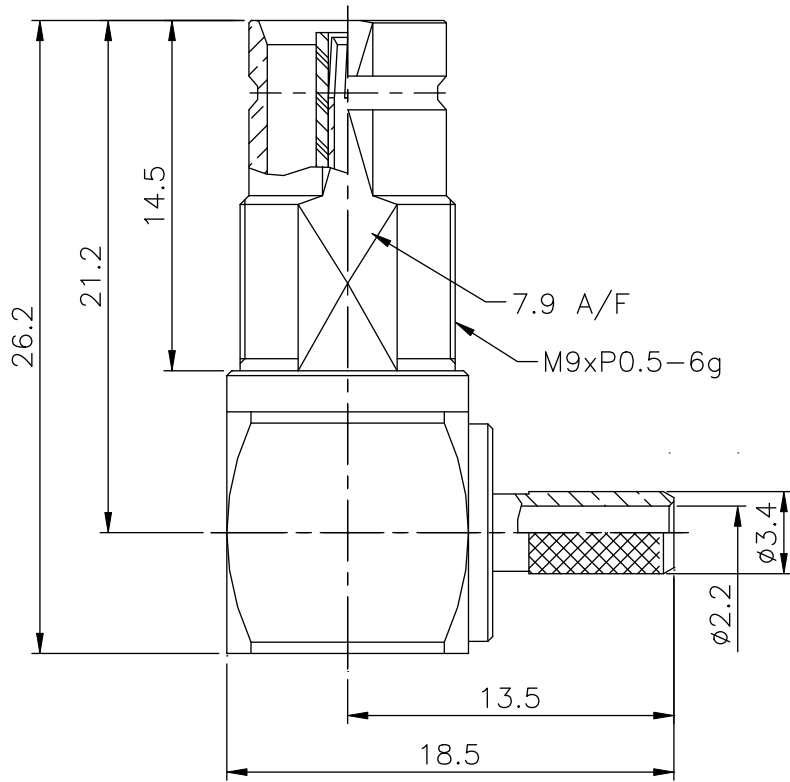


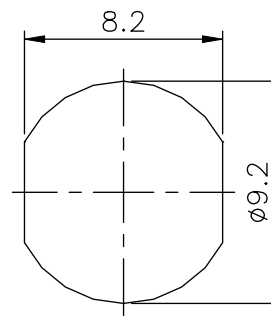
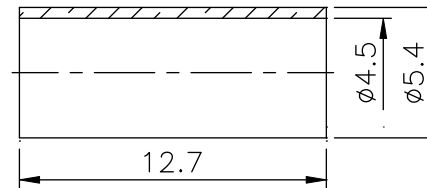
RoHS COMPLIANT

REV	DESCRIPTION	DATE
A1	Initial Release	06'.08.17



RECOMMENDED CABLE STRIPPING DIM'S

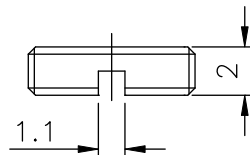
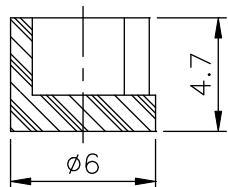
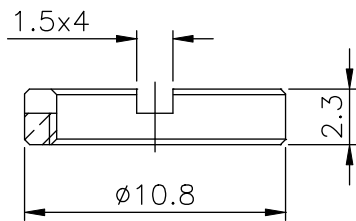
- FINISH (PLATING THICKNESS IN MICRO-INCHES)
1. BRASS PER QQ-B-626
 2. NICKEL PL 70 MIN THICK OVER COPPER STRIKE
 3. GOLD PL 3 MIN OVER NICKEL PL 70 MIN THICK OVER COPPER STRIKE
 4. TEFLON MIL-P-19468
 5. PHOSPHOR BRONZE PER QQ-B-750
 6. BRASS JIS H 3250, C 2700



RECOMMENDED MOUNTING HOLE

DESCRIPTION	MATERIAL	FINISH
FERRULE	NOTE 6	NOTE 2
COVER	NOTE 1	NOTE 2
NUT	NOTE 1	NOTE 2
INSULATOR	DELFIN	NATURAL
CONTACT PIN	NOTE 5	NOTE 3
INSULATOR	NOTE 4	WHITE
CUBE BODY	NOTE 1	NOTE 2
BODY	NOTE 1	NOTE 3

1. CRIMPED FERRULE
HEX CRIMP SIZE .178" (4.25mm)
2. CONTACT PIN TO SOLDER
3. MAX. PANEL THICKNESS=2.5mm



UNLESS OTHERWISE SPECIFIED TOLERANCES

0.5-6 = ±0.2
 >6-30 = ±0.4
 >30-120 = ±0.6
 >120-315 = ±1
 >315-1000 = ±1.6
 ANGLES = ±5°

PANSTRONG COMPANY LTD.				DRAWN BY		TOMMY	
				CHECKED			
TITLE:		1.6/5.6 R/A CRIMP JACK (FOR BT3002)				APPROVED	
PART NO:		1565F01N0111				DRAW NO	
File Number:							
SCALE	3:1	REV	A1	UNIT	mm		