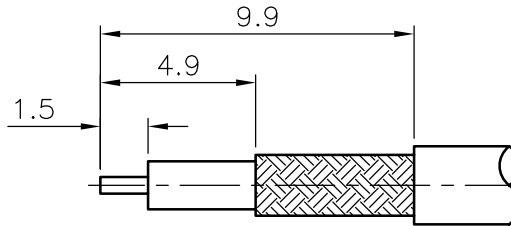
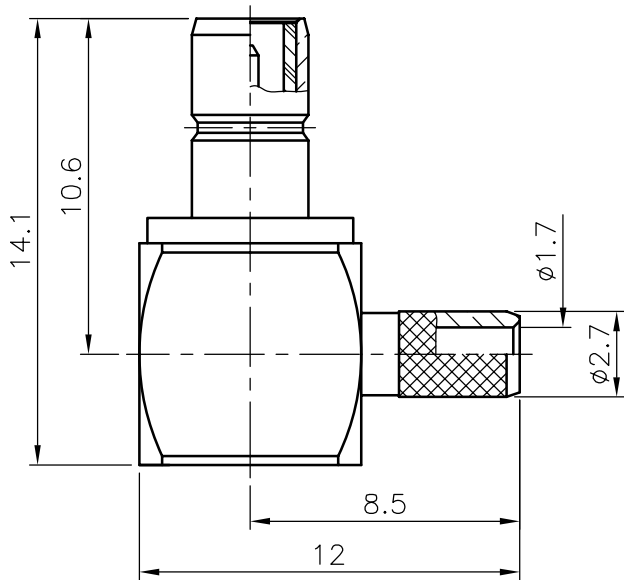
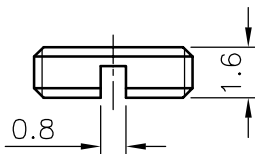
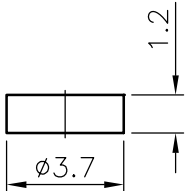
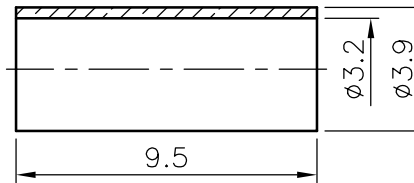


REMARK: RoHS COMPLIANT

REV	DESCRIPTION	DATE
A	Initial Release	08'.01.08



RECOMMENDED  
CABLE STRIPPING DIM'S



1. CRIMPED FERRULE  
HEX CRIMP SIZE .128" (3.25mm)
2. CONTACT PIN TO SOLDER

- FINISH (PLATING THICKNESS IN MICRO-INCHES)
1. BRASS PER QQ-B-626
  2. GOLD PL 3 MIN OVER NICKEL PL 70 MIN THICK OVER COPPER STRIKE
  3. GOLD PL 30 MIN OVER NICKEL PL 70 MIN THICK OVER COPPER STRIKE
  4. TEFLON MIL-P-19468
  5. BRASS JIS H 3250, C 2700

COVER	NOTE 1	NOTE 2
SPACER	NOTE 4	WHITE
FERRULE	NOTE 5	NOTE 2
CONTACT PIN	NOTE 1	NOTE 3
INSULATOR	NOTE 4	WHITE
CUBE BODY	NOTE 1	NOTE 2
BODY	NOTE 1	NOTE 2
DESCRIPTION	MATERIAL	FINISH

UNLESS OTHERWISE SPECIFIED TOLERANCES

0.5~6	= ±0.2
>6~30	= ±0.4
>30~120	= ±0.6
>120~315	= ±1
>315~1000	= ±1.6
ANGLES	= ±5°

<b>PANSTRONG COMPANY LTD.</b>		DRAWN BY		TOMMY	
		CHECKED			
TITLE:		SMB R/A CRIMP JACK (FOR RG-174/U, 188A/U, 316/U)		APPROVED	
PART NO:		SMBF01G0111-174		DRAW NO	
File Number:					
SCALE	4:1	REV	A	UNIT	mm