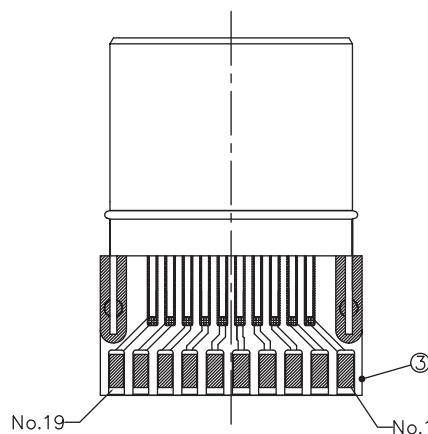
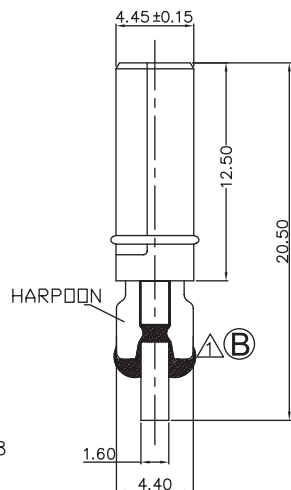
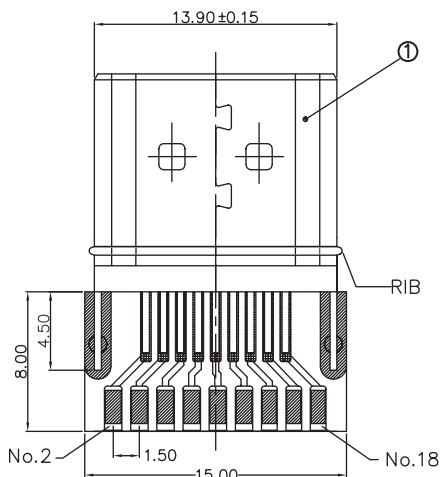
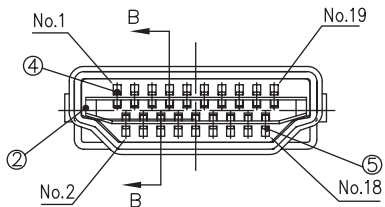


RoHS Compliant

REV	DESCRIPTION	DATE
A	Initial Release	05'.12.01
B	Modify Shell	11'.06.24



NOTE:

- MECHANICAL :
  - INSERTION FORCE : 44.1 N MAX
  - WITHDRAWAL FORCE : 9.8 N MIN.
- ELECTRICAL :
  - CONTACT CURRENT RATING: 0.5A MIN.
  - VOLTAGE RATING : 40V AC (rms)
  - WITHSTANDING VOLTAGE: 300 VAC FOR 1 MINUTE.
  - INSULATION RESISTANCE: 100 MEGAOHMS MIN.
  - CONTACT RESISTANCE: 30 MILLIOHMS MAX.
- ENVIRONMENTAL :
  - OPERATING TEMPERATURE: -25° C TO +85° C

Part No.

HI-19 M 02 B K \*\* \*  
1 2 3 4 5 6 7

- Contact Positions: 19 Pins
- Contact Type:  
M : Plug F: Socket
- Processing type  
01: Direct Solder Pot  
02: Straddle Board Solder
- with Solder PCB or not  
Blank: without PCB  
B: Soldered with PCB
- Insulator Color:  
K: Black
- Contact Plating:  
01: Selective Flash Gold  
15: 15u" Selective Gold  
30: 30u" Selective Gold
- Shell Plating:  
Blank: Nickel  
G: Flash Gold  
G2: 3u" Min. Gold  
G3: 15u" Min. Gold

ITEM	PART NAME	Q'TY/PCS	MATETIALS	NOTE
⑤	CONTACT 2	1	COPPER ALLOY	GOLD PLATED OVER NICKEL
④	CONTACT 1	18	COPPER ALLOY	GOLD PLATED OVER NICKEL
③	PC BOARD	1	FR-4	
②	HOUSING	1	THERMOPLASTIC	UL94V-0
①	SHELL	1	COPPER ALLOY	GOLD, OR NICKEL PLATING

(The terms HDMI, HDMI High-Definition Multimedia Interface, HDMI Trade dress and the HDMI Logos are trademarks or registered trademarks of HDMI Licensing Administrator, Inc.)



PANSTRONG COMPANY LTD.

DRAWN BY TOMMY

CHECKED

TITLE:

HDMI® MALE CONNECTOR (WITH PCB)

APPROVED

PART NO:

HI-19M02BKxx

DRAWING NO.

SCALE

/

REV

B

UNIT

mm



TOLERANCE UNLESS SPECIFIED	
.000	±
.00	± 0.25
.0	± 0.38
ANGLE	± 2°