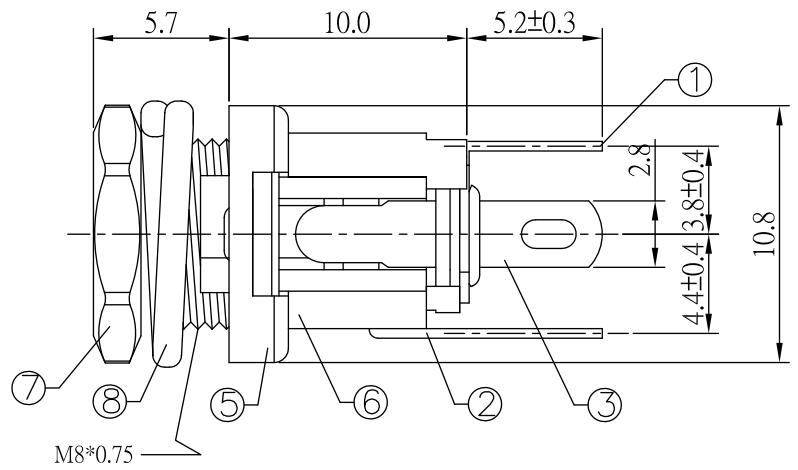
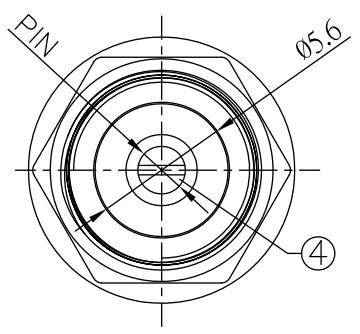


REV	DESCRIPTION	DATE
A	Initial Release	07.04.05

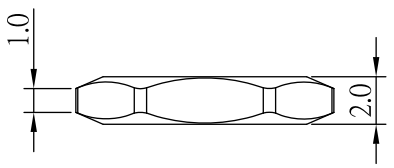
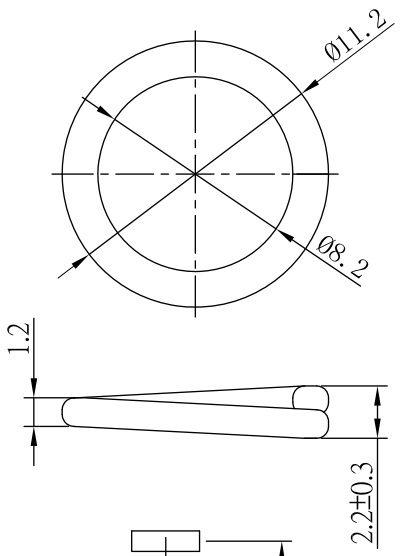
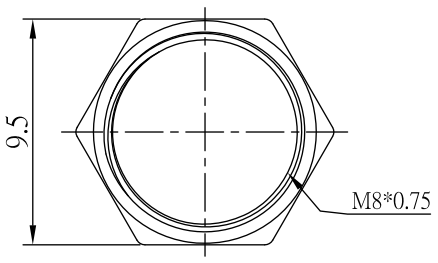
A
B
C
D
E
F
G



SPECIFICATION

- 1.Rating : DC 24V, 2.5A
- 2.Contact resistance : ≤ 30mΩ
- 3.Insulation resistance : ≥ 100MΩ
- 4.Withstand voltage : 500VAC
- 5.Insertion and extraction force : 3-20N
- 6.life test : 5,000 cycles

SCHEMATIC	MODEL NO.
CENTER PIN	Ø 2.0mm DJ-D025M-S124-A Ø 2.5mm DJ-D025M-S124-B



8	SPLIT WASHER	1	IRON	Ni-Plating
7	NUT	1	BRASS	Ni-Plating
6	HOUSING	1	PBT	
5	AXIS SUPPORT	1	BRASS	Ni-Plating
4	PIN	1	BRASS	Ni-Plating
3	SPRING	1	BRONZE	Sn-Plating
2	2# CURVE PIECE	1	BRASS	Sn-Plating
1	1# CURVE PIECE	1	BRASS	Sn-Plating
NO.	DESCRIPTION	QTY	MATERIAL	PLATING

RoHS Compliant

P.C.B LAYOUT MOUNTING PATTERN

TOLERANCE UNLESS OTHERWISE STATED:
Up to 5 ±0.2
Above 5 ~ 15 ±0.3
Above 15 ~ 30 ±0.4
Above 30 ~ 50 ±0.5
Angle ±0.3

				DRAWN BY		TOMMY	
TITLE:				DC Jack, Thread Head, Wire Solder		CHECKED	
PART NO:				DJ-D025M-S124-X		APPROVED	
SCALE				1:1	REV	A	DRAWING NO.
UNIT				mm			

A
B
C
D
E
F
G