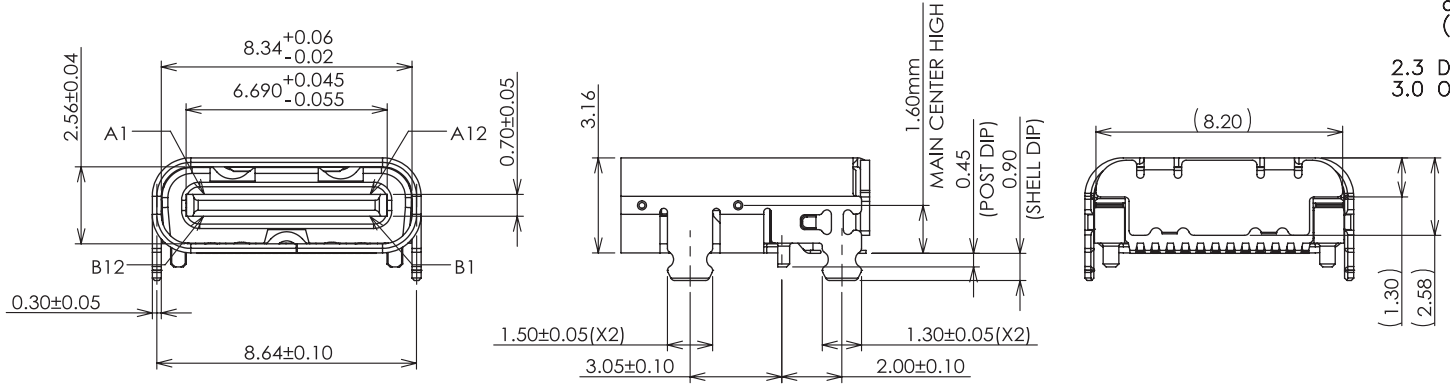
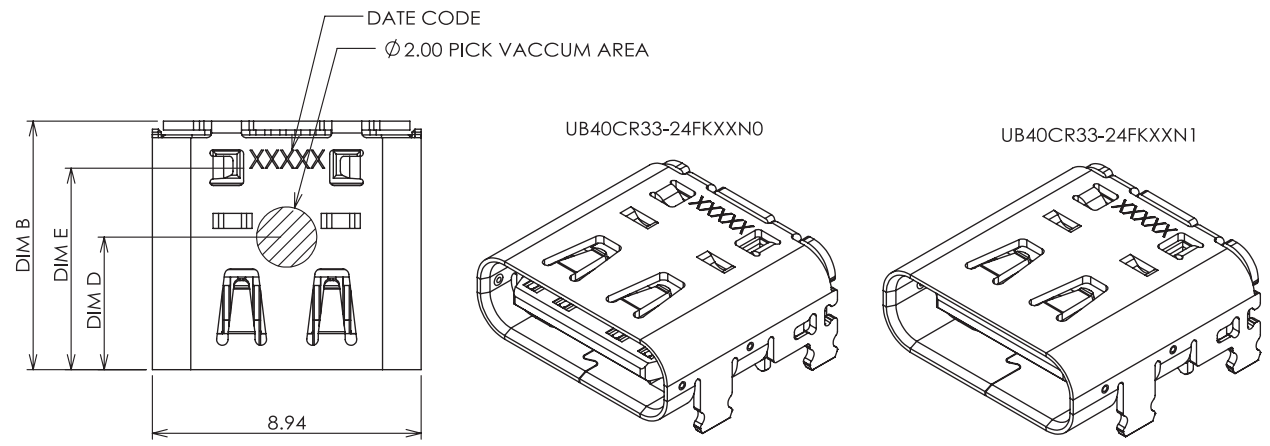


REV	DESCRIPTION	DATE
A	Initial Release	20.06.08

- Notes:
- 1.0 Electrical Characteristics:
  - 1.1 Low Level Contact Resistance:  
Initial: 40mΩ For All Contact Maximum.  
After Test: 50mΩ Maximum
  - 1.2 Dielectric Withstanding Voltage:  
100V AC For 1 Minute Sea Level
  - 1.3 Insulation Resistance:  
100MΩ Minimum.
  - 1.4 Current Rating:  
VBUS and Gnd Contacts Rated at 1.25A EA.  
Parallel for A Total of 5A
  - 2.0 Mechanical Characteristics:
  - 2.1 Insertion Force: 1~10000 Cycles 5N~20N
  - 2.2 Extraction Force:  
Initial Extraction Force 6th Cycles of 8N~20N  
(1~5 Insertion/Extraction Preconditioning Cycles)  
Durability 32th Extraction Force Shall be 33%  
of the Initial Reading and Within the Range 8N~20N.  
(6 Cycles Additional 25 Insertion/Extraction Cycles)  
After Durability 10,000 Cycles of 6N~20N
  - 2.3 Durability: 10,000 Cycles.
  - 3.0 Operating Temperature: -55°C to +85°C

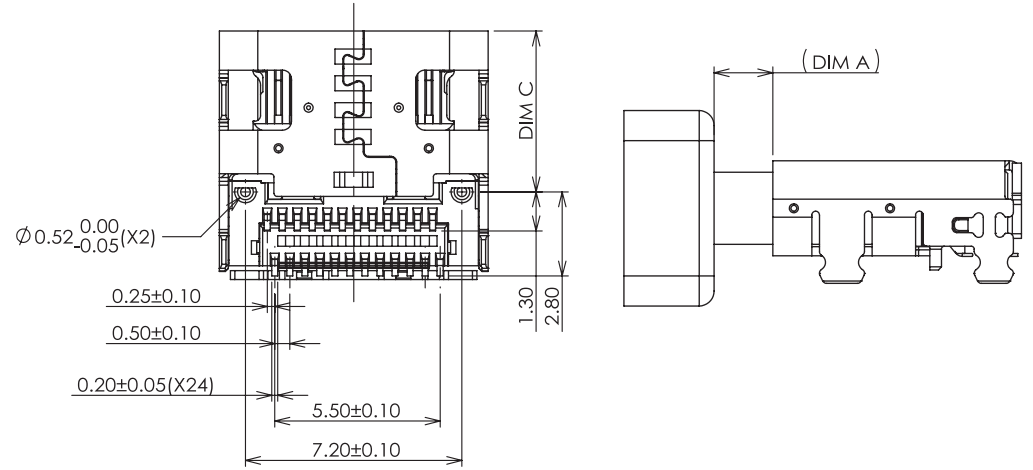


Part No.  
UB40CR33- 24 F K xx x x  
                  1 2 3 4 5 6

1. Contact Positions:  
24: 24 Pins
2. Contact Type:  
F: Female Receptacle
3. Insulator Color:  
K: Black
4. Contact Plating:  
01: Selective G/F  
30: Selective 30u" Gold
5. Shell Plating:  
N: Solderable Nickel
6. Matting Gap:  
0: 1.95mm  
1: 1.15mm

	UB40CR33-24FKXXN0	UB40CR33-24FKXXN1
DIM A	1.95 mm	1.15 mm
DIM B	8.27 ± 0.25	9.07 ± 0.25
DIM C	5.35 mm	6.15 mm
DIM D	(4.41)	(4.88)
DIM E	(6.70)	(7.50)

ITEM	NAME	Q'TY	MATERIAL / FINISH
4	GROUND PLATE	1	MEATAL / Ni PLATED
3	SHELL	1	MEATAL / Ni PLATED
2	CONTACT	24	COPPER ALLOY / Au PLATED
1	HALF PRODUCT	1	HI-TEMP. G/F / UL94V-0



PIN NO.	A1	A2	A3	A4	A5	A6	A7	A8	A9	A10	A11	A12
SIGNAL NAME	GND	SSTXp1	SSTXn1	VBUS	CC1	Dp1	Dn1	SBU1	VBUS	SSRXn2	SSRXp2	GND
PIN NO.	B12	B11	B10	B9	B8	B7	B6	B5	B4	B3	B2	B1
SIGNAL NAME	GND	SSRXp1	SSRXn1	VBUS	SBU2	Dn2	Dp2	CC2	VBUS	SSTXn2	SSTXp2	GND

TOLERANCES UNLESS OTHERWISE SPECIFIED  
GENERAL: X .005  
XXX .010  
XXX .005  
X .010  
X .010  
X .010

**PANSTRONG COMPANY LTD.**

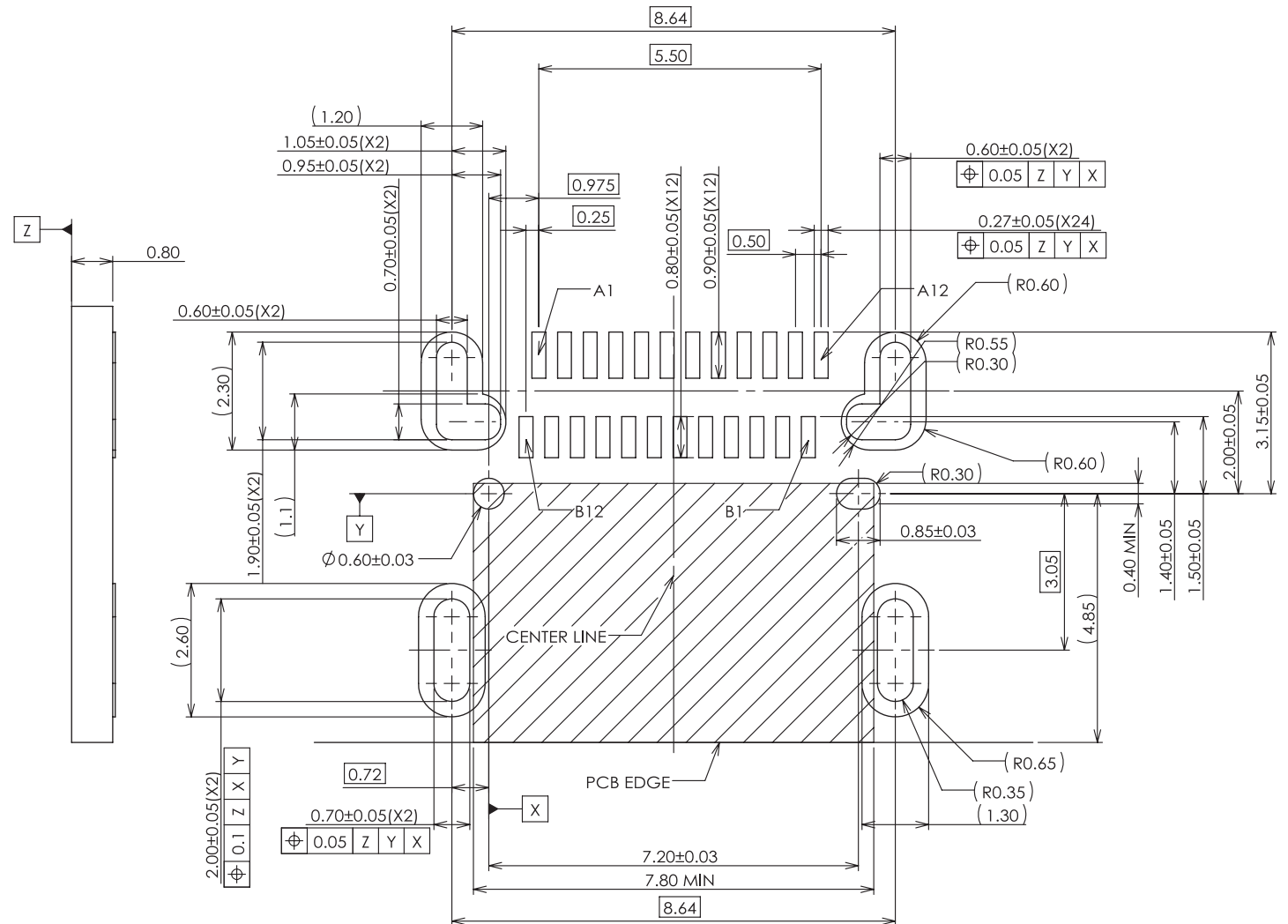
**TITLE:** USB TYPE-C (USB4) CONN. RECEPTACLE-TOP MOUNT CH=1.60

**PART NO:** UB40CR33-24FK

**SCALE:** /

<b>DRAWN BY</b>		TOMMY	
<b>CHECKED</b>		TOMMY	
<b>APPROVED</b>		CAROL	
<b>DRAWING NO.</b>			
<b>UNIT</b>	mm		

REV	DESCRIPTION	DATE
A	Initial Release	20:06:08



RECOMMENDED PCB LAYOUT  
 THICKNESS IS 0.80mm  
 TOLERANCE : ±0.05mm



PANSTRONG COMPANY LTD.

TITLE:	USB TYPE-C (USB4) CONN. RECEPTACLE-TOP MOUNT CH=1.60		
PART NO:	UB40CR33-24FK		
SCALE	/	REV	A

DRAWN BY	TOMMY
CHECKED	TOMMY
APPROVED	CAROL
DRAWING NO.	
UNIT	mm

TOLERANCES UNLESS OTHERWISE SPECIFIED	
GENERAL	±0.08
X	±0.25
XX	±0.13
XXX	±0.05
ANGLES	±0.04
XX*	±2.0°
XXX*	±1.0°

