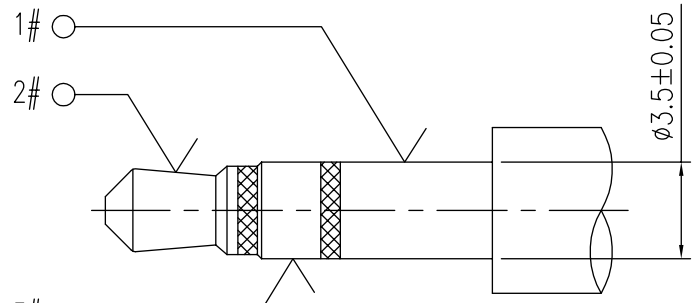
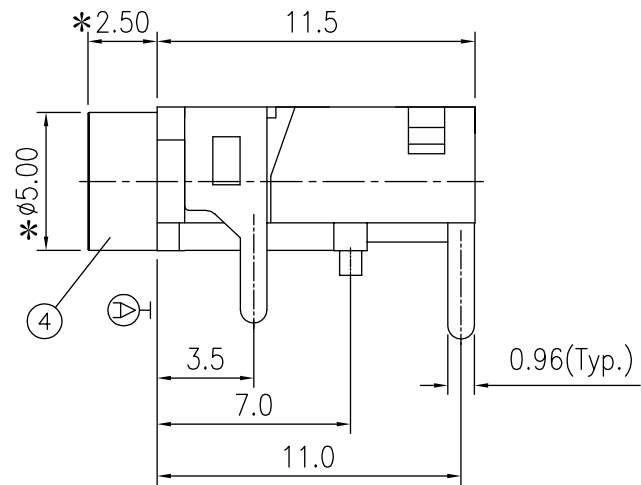
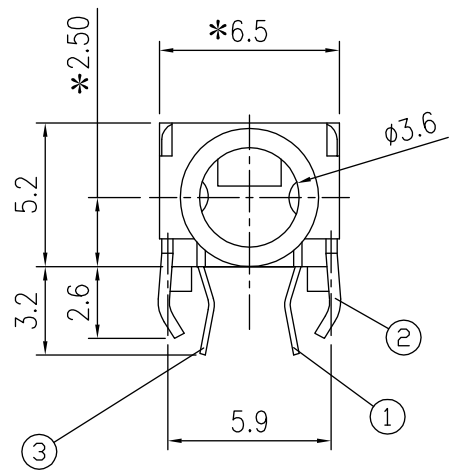


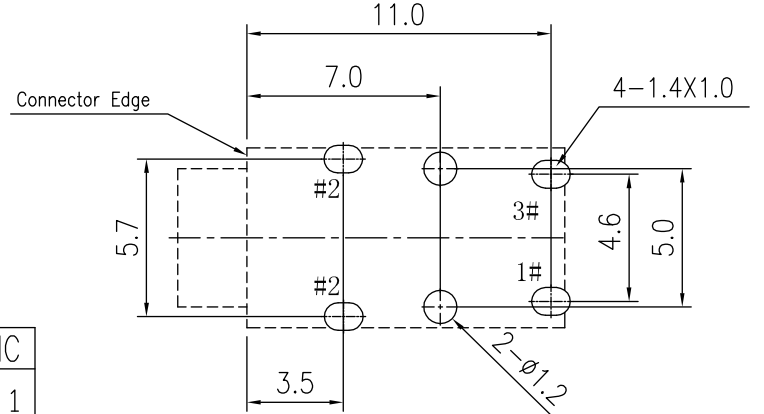
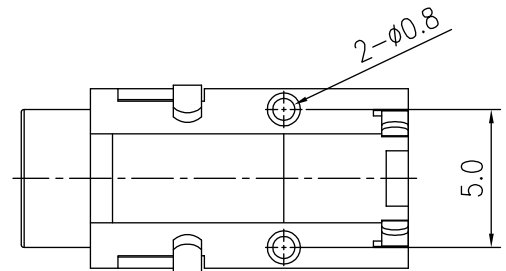
REV	DESCRIPTION	DATE
A	增加尺寸并修正PCB定位孔尺寸1.0mm	09.11.03

Notes:

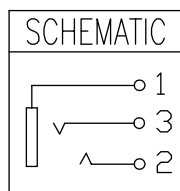
- Electrical Characteristics:
  - Rating : DC 30V 0.5 A ;
  - Contact Resistance: 30mΩ Max.(Initial),  
Between plug and contact 100mΩ Max;  
(Final) After Life test: ≤60mΩ ;
  - Dielectric Withstanding Voltage: 500V AC for One Minute ;
  - Insulation Resistance: 100MΩ Min. Measured By 500 VDC;
- Mechanical Characteristics:
  - Plug Insertion Force 0.3~3.0Kgf (initial),  
0.3~3.0Kgf (Final) life test;
  - Plug Extraction Force: 0.3~3.0Kgf (initial),  
0.3~3.0Kgf (Final) life test;
- Durability Test: 5,000 Cycles min;
- Operating temperature:-25°C ~ +70°C;
- Soldering Heat Resistance Wave Soldering 230°C;
- Plug Interface Dimensions Conform To EIAJ RC-5325A Spec;
- Packaging:Plastic Bag;



φ3.5-(3)MATEING PLUG-REF



Recommend of PC Board Holes  
Tolerance : ±0.05(Top view)



LEAD FREE

4	HOUSING	1	PBT	UL-94V0(BLACK)
3	3# CONTACT FOOT	1	C5191 t=0.20	MB:Ni Ag PLATED
2	2# CONTACT FOOT	1	COPPER ALLOY t=0.40	MB:Ni Ag PLATED
1	1# CONTACT FOOT	1	COPPER ALLOY t=0.20	MB:Ni Ag PLATED
LTR	PART NAME	QTY	MATERIAL	REMARK

"\*": INDICATES THE KEY DIMENSIONS

-TOLERANCES- UNLESS OTHERWISE SPECIFIED			
X.X	±0.30	X.X'	±3'
X.XX	±0.25	X.XX'	±1'
X.XXX	±0.20		

<b>PANSTRONG COMPANY LTD.</b>				DRAWN BY		TOMMY	
				CHECKED			
TITLE:		3.5mm Stereo Phone Jack, T/H Pins		APPROVED			
PART NO:		PJ3.5-DP-03DB		DRAWING NO.			
SCALE		/	REV	A	UNIT	mm	