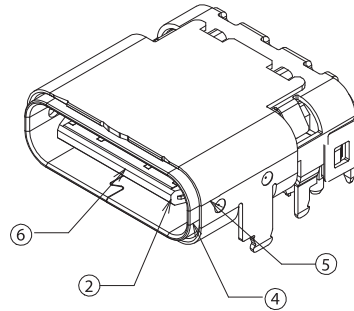
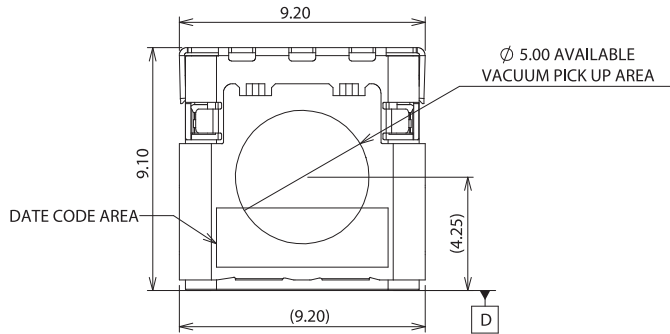
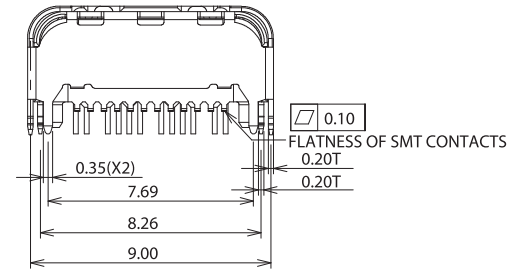
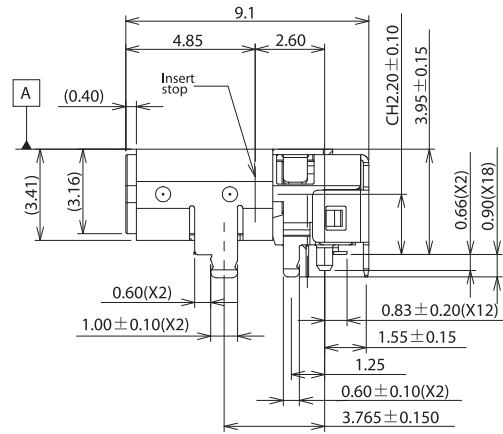
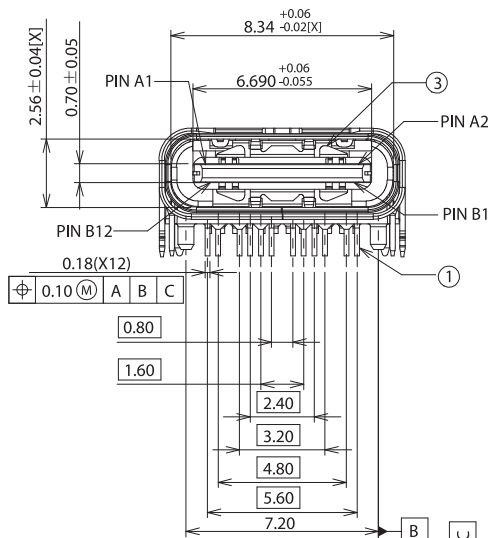


REV	DESCRIPTION	DATE
A	Initial Release	18.02.07



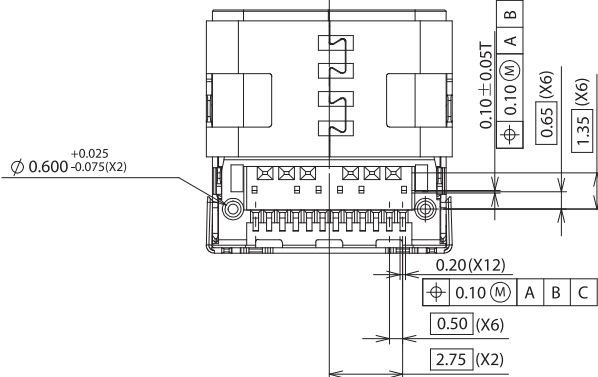
- Notes:
- 1.0 Electrical Characteristics:
 - 1.1 Low Level Contact Resistance:
Initial: 40mOhm for All Contact Max.
After: 50mOhm Max.
 - 1.2 Dielectric Withstanding Voltage:
100 VAC for 1 Minute Sea Level.
 - 1.3 Insulation Resistance:
100MOhm Min.
 - 1.4 Current Rating:
VBUS and GND Contacts Rated at 1.25A EA.
Paralleled for Total of 5A
 - 2.0 Mechanical Characteristics:
 - 2.1 Insertion Force: 5~20N
 - 2.2 Extraction Force:
Durability 1~32 Cycles 8N Min. 20 N Max.
 - 2.3 Durability: 10,000 Cycles
 - 3.0 Operating Temperature: -55°C to +85°C



PART NUMBER CODE
UBT30CR31LB - 24 F K xx x - 2
1 2 3 4 5

1. Contact Positions:
24: 24 pins
2. Contact Type:
F: Female Receptacle
3. Insulator Color
K: Black
4. Contact Plating:
01: Selective G/F
30: Selective 30u" Gold
5. Shell Plating:
N: Solderable Nickel

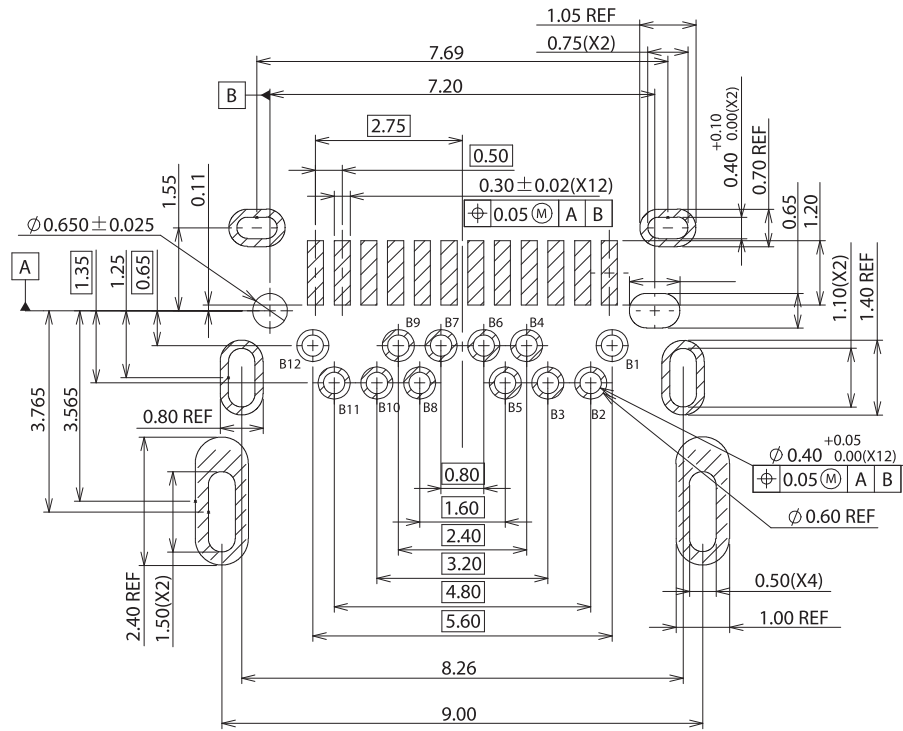
6	HALF PRODUCT	HI-TEMP/UL94V-0	1
5	OUT SHELL	METAL/SEE TABLE A	1
4	SHELL	METAL/SEE TABLE A	1
3	EMI RING	METAL	2
2	GROUND PATE	METAL	1
1	CONTACT	COPPER ALLOY/SEE TABLE A	24
ITEM	NAME	MATERIAL/FINISH	Q' TY



TOLERANCES UNLESS OTHERWISE SPECIFIED	
GENERAL	X .38
F	.25
M	.25
P	.25
S	.25
T	.25
V	.25
W	.25
X	.25
Y	.25
Z	.25
ANGLES	F° .3
	M° .3
	P° .3
	S° .3
	T° .3
	V° .3
	W° .3
	X° .3
	Y° .3
	Z° .3

PANSTRONG COMPANY LTD.		DRAWN BY		TOMMY	
		CHECKED			
TITLE:		USB TYPE-C 3.1 CONN. RECEPTACLE TOP MOUNT CH=2.20mm			
PART NO:		UBT30CR31LB-24FK-2			
SCALE		REV		A	
UNIT		mm			

REV	DESCRIPTION	DATE
A	Initial Release	18.02.07



REFERENCE PCB LAYOUT
TOLERANCE: +/- 0.05mm

TABLE B: PIN ASSIGNMENT

PIN NO.	A1	A2	A3	A4	A5	A6	A7	A8	A9	A10	A11	A12
SIGNAL NAME	GND	TX1+	TX1-	VBUS	CC1	D+	D-	SBU1	VBUS	RX2-	RX2+	GND
PIN NO.	B12	B11	B10	B9	B8	B7	B6	B5	B4	B3	B2	B1
SIGNAL NAME	GND	RX1+	RX1-	VBUS	SBU2	D-	D+	CC2	VBUS	TX2-	TX2+	GND

TOLERANCES UNLESS OTHERWISE SPECIFIED
GENERAL X ±0.38
1 ±0.25
2 ±0.13
3 ±0.05
ANGLES 1° ±3.0°
2° ±2.0°
3° ±1.5°

PANSTRONG COMPANY LTD.				DRAWN BY		TOMMY	
				CHECKED			
TITLE: USB TYPE-C 3.1 CONN. RECEPTACLE TOP MOUNT CH=2.20mm				APPROVED			
				DRAWING NO.			
PART NO: UBT30CR31LB-24FK-2				UNIT	mm		
SCALE	/	REV	A				