REV	DESCRIPTION	DATE
A	Initial Release	06'.05.30

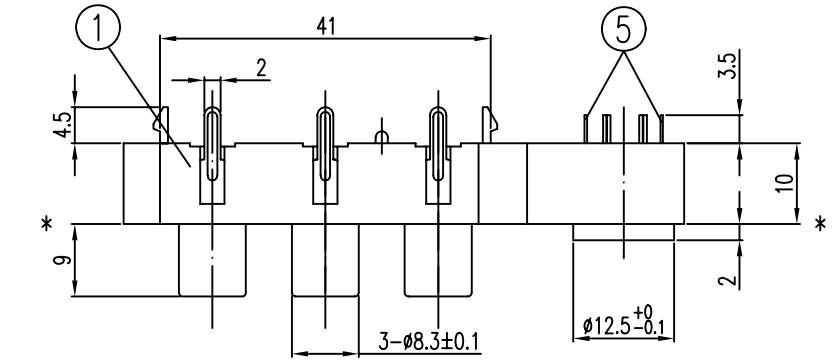

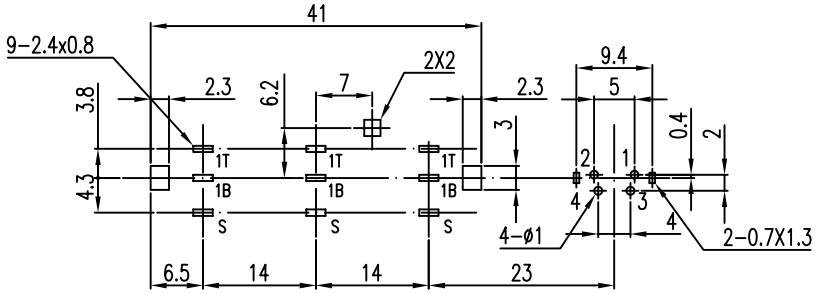

P.C.B Layout Dimension (Tolerance:±0.1)
(Recommend min.Dimension)(bottom view)

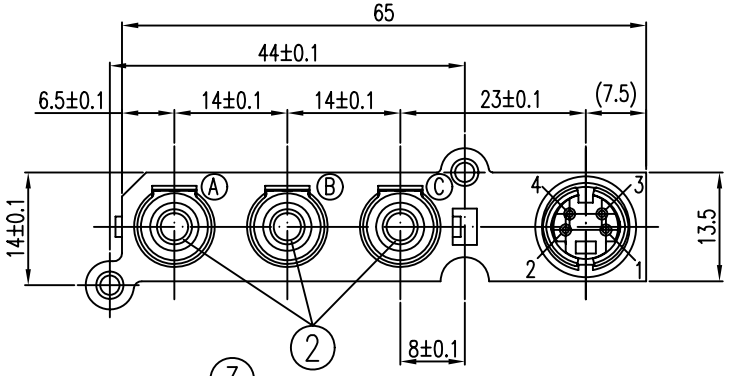

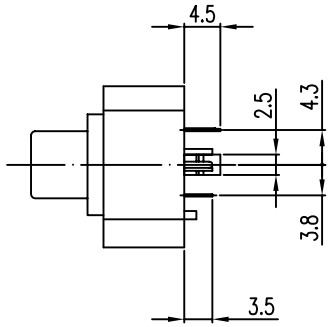

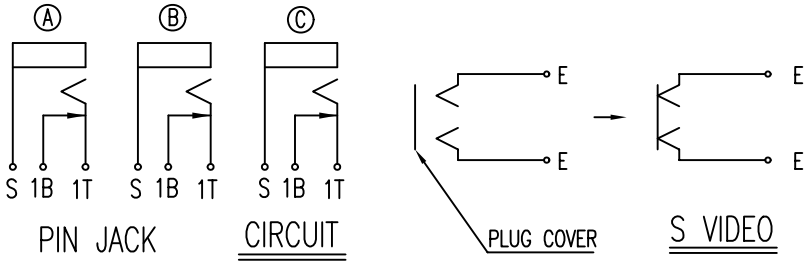

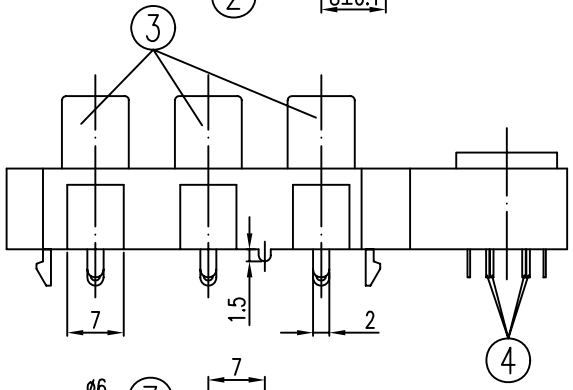

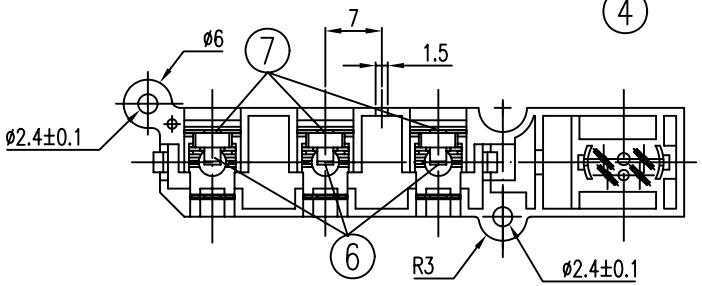

LTR	PART NAME	QTY	MATERIAL	REMARK
7	TIP SPRING	3	C5210 ; t=0.3	Please refer color combination list.
6	SHUNT SPRING	3	C2680 ; t=0.4	
5	GROUND CONTACT	2	C5191 ; t=0.4	
4	TERMINAL	4	C5210 ; t=0.4	
3	OUTER CONTACT	3	SPCC ; t=0.3	
2	WASHER	3	POM	
1	HOUSING	1	PPO	

UNLESS OTHERWISE SPECIFIED, TOLERANCE ON DECIMAL:
±0.3
ANGLES: ±5°

PANSTRONG COMPANY LTD.				DRAWN BY	TOMMY
				CHECKED	
TITLE:	PIN JACK			APPROVED	
PART NO:	RF02Nx3RV06(KM)			DRAW NO	
File Number:					
SCALE	/	REV	A	UNIT	mm