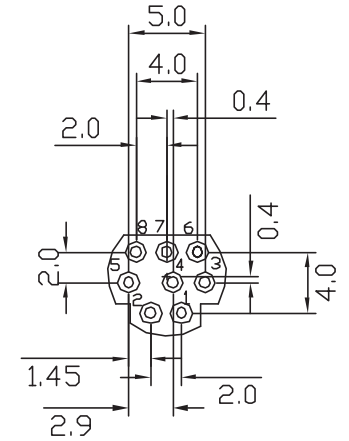
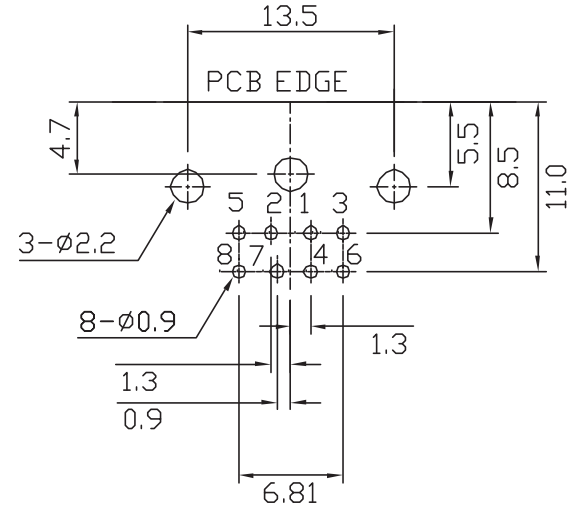
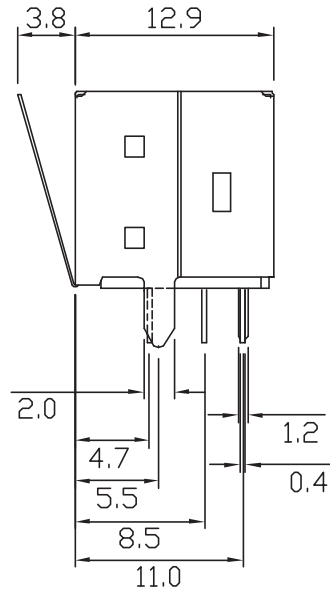
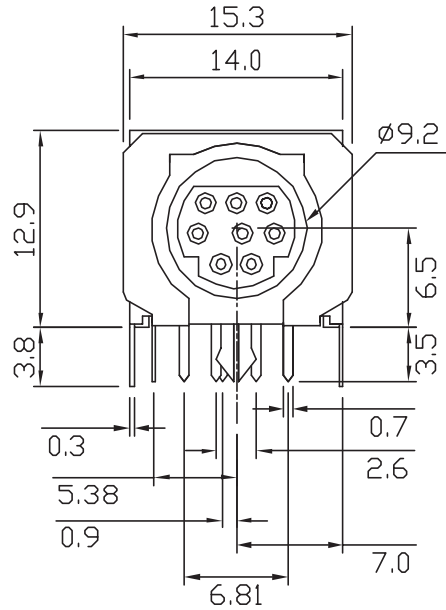
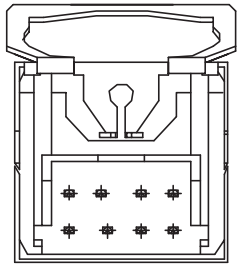


REV	DESCRIPTION	APPROVAL	DATE
A	Initial Release		01'.07.13



P.C.B. RECOMMEND LAYOUT
BOTTOM VIEW



Specification:

Contact Resistance: 30m Ohm Max.

Insulation Resistance: 100M Ohm Min.AT 500V DC

Rated Voltage And Current: DC12V.2A Max;AC 100V.1A Max

Dielectric Withstanding Voltage: 250V AC For 1 Minute

Durability (Life Test): 100 Cycles

Insertion Force: 4.0KG Maximum.

Extraction Force: 0.9KG Minimum.

NO.	NAME	MATERIAL	FINISH	Q'TY	REMARK
1	HOUSING	PBT G.F.	BLACK	1	
2	CONTACT	PHOS. BRONZE T:0.2	GOLD-TIN PLATED	8	Gold:1~3u", Ni:40~60u", TIN:200u" (100% pure Tin of lead free plating)
3	SHIELD	BRASS T:0.3	TIN PLATED	1	TIN:120~200u"
4	BOTTOM COVER	PBT G.F.	BLACK	1	
5	SPRING SHIELD	STAINLESS T:0.2		1	

TOLERANCE
±0.3

				DRAWN BY		TOMMY	
				CHECKED			
TITLE:		MINI DIN JACK				APPROVED	
PART NO:		MDS8F0101K-GS				DRAW NO	
File Number:							
SCALE	2:1	REV	A	UNIT	mm		