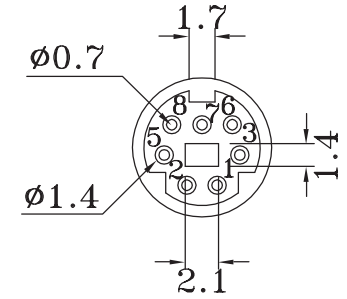
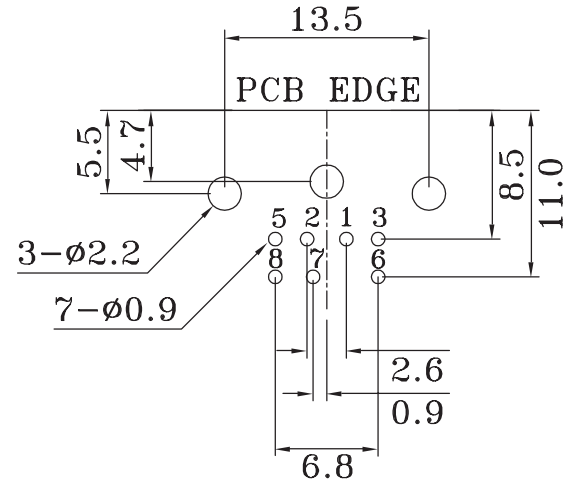
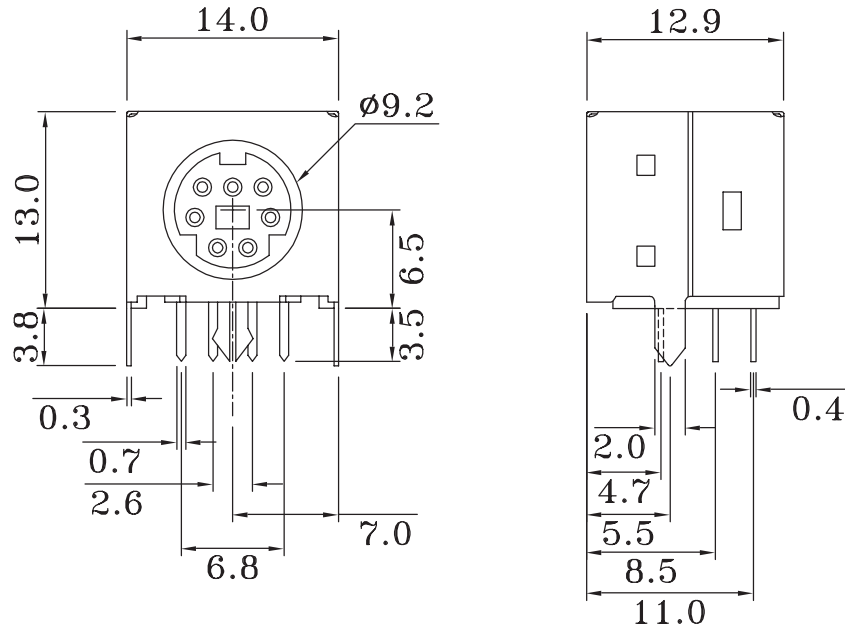


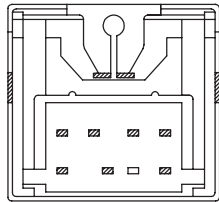
REV	DESCRIPTION	APPROVAL	DATE
A	Initial Release		00'.04.11



PCB LAYOUT  
(BOTTOM VIEW)

Specification:

Contact Resistance: 30m Ohm Max.  
 Insulation Resistance: 100M Ohm Min.AT 500V DC  
 Rated Voltage And Current: DC12V.2A Max;AC 100V.1A Max  
 Dielectric Withstanding Voltage: 250V AC For 1 Minute  
 Durability (Life Test): 100 Cycles  
 Insertion Force: 4.0KG Maximum.  
 Extraction Force: 0.9KG Minimum.



NO.	NAME	MATERIAL	FINISH	Q'TY	REMARK
1	HOUSING	P.B.T.	BLACK	1	
2	CONTACT	PHOS. BRONZE	GOLD-TIN PLATED	7	NI:1~5u ; TIN:3u GOLD:1~3.4u
3	SHIELD	COPPER ALLOY	TIN PLATED	1	TIN:3~5u
4	BACK COVER	P.B.T.	BLACK	1	

TOLERANCE  
±0.3

PANSTRONG COMPANY LTD.				DRAWN BY		TOMMY	
				CHECKED			
TITLE:		MINI DIN JACK		APPROVED			
PART NO:		MDS7F0101K00E		DRAW NO			
File Number:				UNIT		mm	
SCALE	2:1	REV	A				