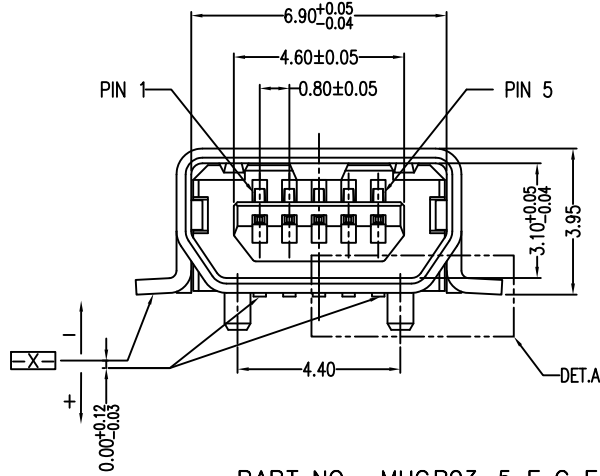
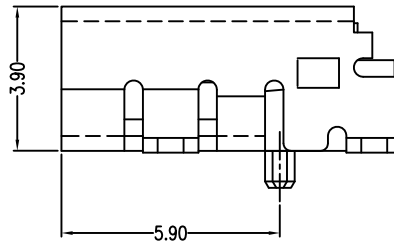
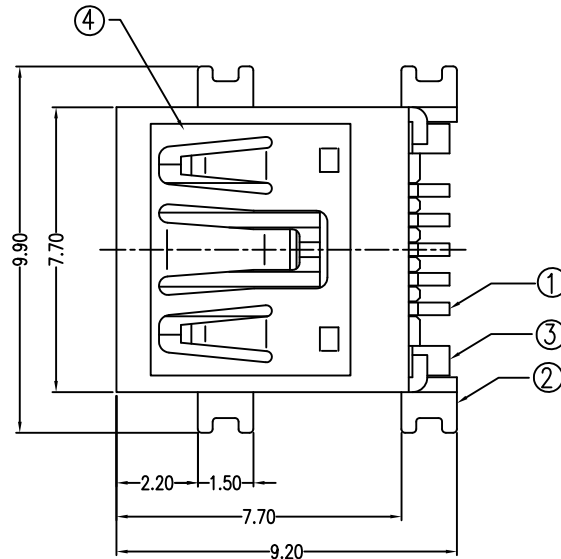


DET.A
SCALE:10:1



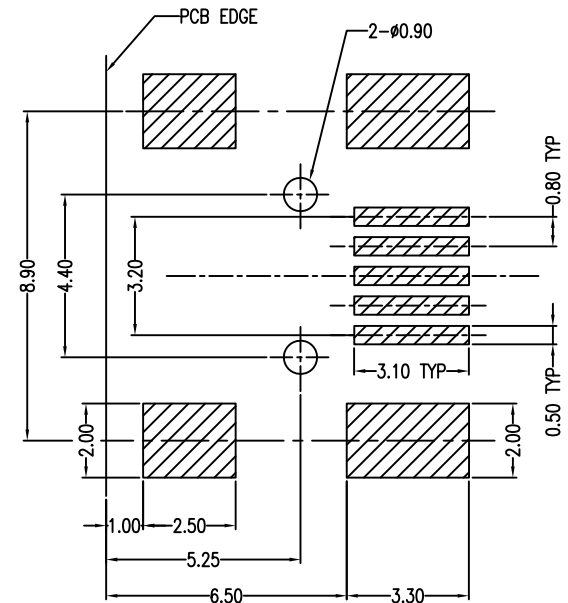
PART NO. MUCR03-5 F G F 30 J R
1 2 3 4 5 6

1. Contact Positions:
5: 5 Pins
2. Insulator Color:
G: Grey
3. Terminal Plating:
F: Full Gold(Solder Area 3u" Gold)
4. Contact Plating:
30u" Gold
5. Sell Plating:
J: Nickel
M: Mate Tin
6. Package:
R: Tape & Reel(650)

TOLERANCES
DIM. ±0.30
ANGLE: ±5°

REV	DESCRIPTION	DATE
A	Initial Release	10'.03.02

ITEM	DESC.	MATERIAL	REMARKS
4	PAPER	POLYIMIDE(t=0.025)	COLOR:TRANSPARENT YELLOW
3	HOUSING	HIGH TEMPERATURE PLASTIC	G.F 30%, UL94V-0 COLOR: GRAY
2	SHEEL	COPPER ALLOY (t=0.40)	OVER-PLATING: Ni 40u"
1	TERMINAL	COPPER ALLOY (t=0.20)	CONTACT AREA: Au 30u" SOLDER AREA: SEE NOTE UNDER-PLATING: Ni 50u"



RECOMMENDED PCB LAYOUT(t=0.80±0.15)
COMPONENT SIDE

PANSTRONG COMPANY LTD.				DRAWN BY		TOMMY	
				CHECKED			
TITLE:		MINI USB-AB F SMT CONNECTOR +TAPE				APPROVED	
PART NO:		MUCR03-5FG30JR				DRAW NO	
DRAW. BOX NO:							
SCALE	5:1	REV	A	UNIT	mm		