

REV	DESCRIPTION	DATE
A	Initial Release	15.04.17

NOTE:

- ELECTRICAL CHARACTERISTICS:
 - CONTACT RESISTANCE: 40mΩ Max FOR INITIAL. 50mΩ CHANGE AFTER TEST. MEASURE AT 20mV, 100mA.
 - CONTACT CURRENT RATING: 5A FOR VBUS PIN; 1.25A FOR VCONN PIN.
 - DIELECTRIC WITHSTANDING VOLTAGE: 100V AC R.M.S.
 - INSULATION RESISTANCE 100MΩ Min
 - OPERATING TEMPERATURE: -40°C ° 85°C
- MECHANICAL CHARACTERISTICS:
 - MATING FORCE: 5~20 N.
 - UNMATED FORCE: 8~20N AFTER TEST
 - DURABILITY: 10,000 CYCLES

PART NO.

UB31CS52-24 M K * *
 1 2 3 4 5

- Contact Positions:
 - 24: 24 pins
- Contact Type:
 - M: Male Plug
- Insulator Color
 - K: Black/Thermoplastic
- Contact Plating:
 - 01: Selective G/F
 - 30: Selective 30u" Gold
- Shell Plating :
 - N: Nickel

ROHS Compliant

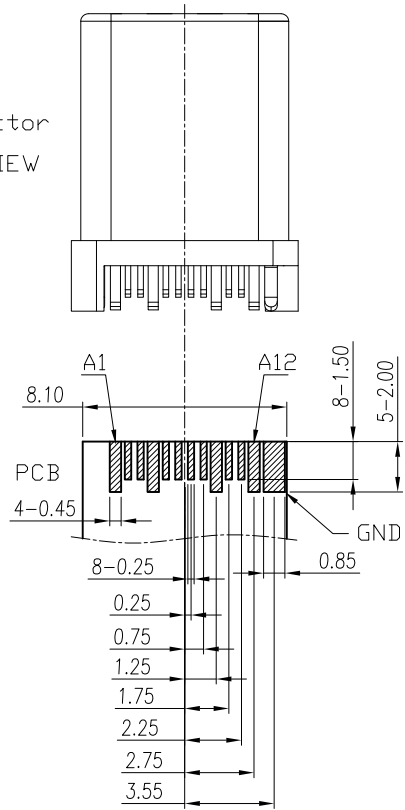
No.	Name	Q'ty	Material	Remarks & Thickness	Finish
5	Shell 1	1	COPPER ALLOY	T=0.15mm	Nickel Plated
4	Shell 2	1	SUS	--	No Plated
3	GND LATCH	1	SUS	T=0.35mm	Solder area: Tin Plated
2	Contact	24	COPPER ALLOY	T=0.15mm	Contact area:0~30u"min. Gold Plated over 50u"Nickel min. Solder area:80u"min. Tin Plated over 50u" Nickel min.
1	Housing	3	THERMOPLASTIC	UL 94-V0	Black

TOLERANCE	UNSPECIFIED
.X	±0.30
.XX	±0.20
.XXX	±0.10
ANG	±1°

PANSTRONG COMPANY LTD.				DRAWN BY		TOMMY			
				CHECKED					
TITLE:		USB 3.1-C TYPE(M) 180° Straddle Board Type				APPROVED			
PART NO:		UB31CS52-24MK **				DRAWING NO.			
SCALE		/		REV	A		UNIT	mm	

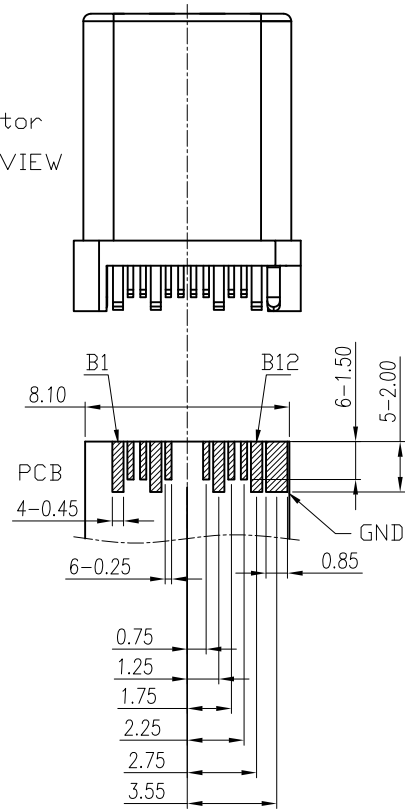
REV	DESCRIPTION	DATE
A	Initial Release	15'.04.17

Connector
TOP VIEW



RECOMMEND PCB LAYOUT
TOP VIEW

Connector
BOTTOM VIEW



RECOMMEND PCB LAYOUT
BOTTOM VIEW

Pin Assignments

Pin No	Signal Name	Signal Name	Pin No
A1	GND	GND	B12
A2	TX1+	RX1+	B11
A3	TX1-	RX1-	B10
A4	Vbus	Vbus	B9
A5	CC	SBU2	B8
A6	D+		B7
A7	D-		B6
A8	SBU1	Vconn	B5
A9	Vbus	Vbus	B4
A10	RX2-	TX2-	B3
A11	RX2+	TX2+	B2
A12	GND	GND	B1

ROHS Compliant



PANSTRONG COMPANY LTD.

DRAWN BY

TOMMY

CHECKED

TITLE:

USB 3.1-C TYPE(M)
180° Straddle Board Type

APPROVED

PART NO:

UB31CS52-24MK **

DRAWING NO.

SCALE

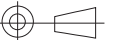
/

REV

A

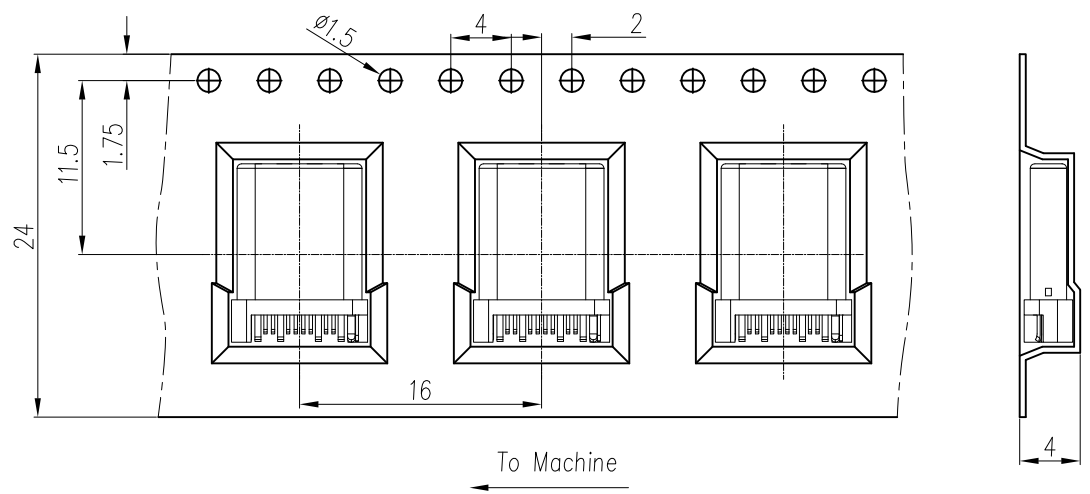
UNIT

mm

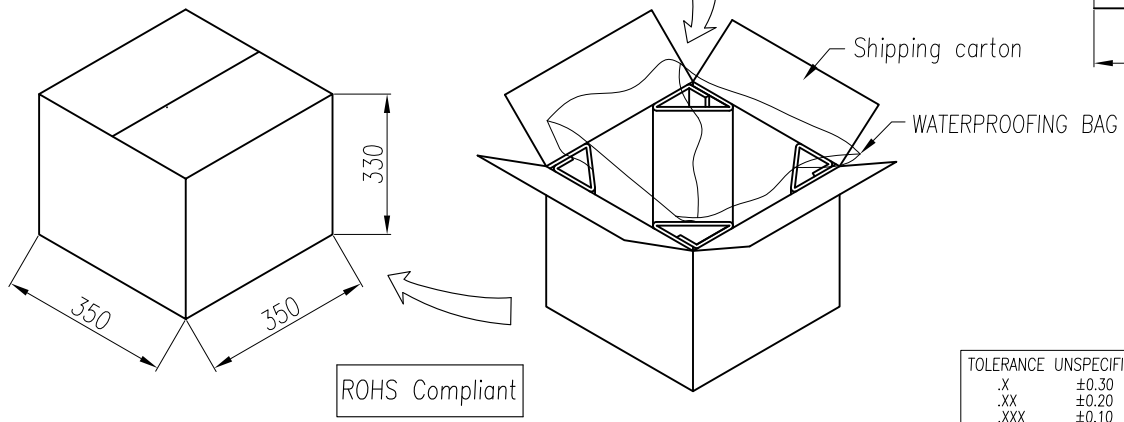
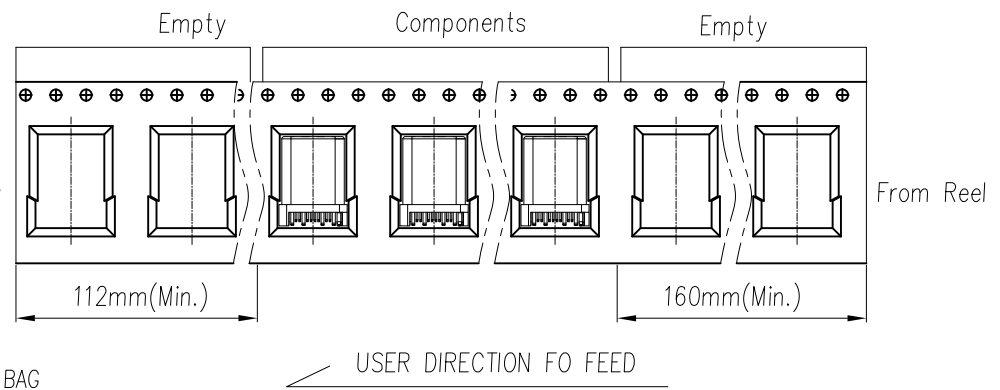
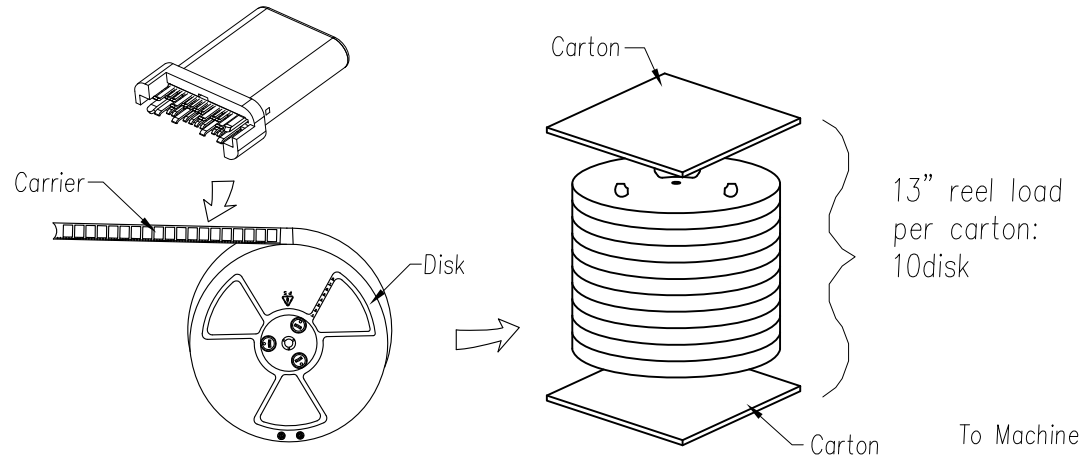


TOLERANCE	UNSPECIFIED
.x	±0.30
.xx	±0.20
.xxx	±0.10
ANG	±1°

REV	DESCRIPTION	DATE
A	Initial Release	15.04.17



- NOTES:
- Material:
 - Carrier: Black Anti-Static Polystyrene.
 - Shipping carton: corrugated fiberboard
 - Waterproofing bag: PE
 - Dimension:
 - Carrier: Thickness: 0.4 ± 0.05 mm.
 - Disk: Diameter $\phi 330$ mm.
 - Quantity:
 - Primary packing: 1000 PCS/Disk(16.3 meters).
 - Secondary packing: 10 Disk(10000PCS).



TOLERANCE	UNSPECIFIED
.X	± 0.30
.XX	± 0.20
.XXX	± 0.10
ANG	$\pm 1'$

PANSTRONG COMPANY LTD.		DRAWN BY		TOMMY
		CHECKED		
TITLE:		USB 3.1-C TYPE(M)		APPROVED
		180° Straddle Board Type		
PART NO:		UB31CS52-24MK **		DRAWING NO.
SCALE		/	REV	A
UNIT	mm			